





KEY

- 
- EXISTING LIGHTING COLUMN
- 
- ANPR CAMERA LOCATION
- 
- DETAILED ANPR CAMERA (HEIGHT TO BE SET BY SIEMENS)
- 
- FEEDER PILLAR, DUCTING (SHOWN IN BLUE) AND CONNECTION TO EXISTING LV CABLE TO BE PROVIDED BY OTHERS REFER TO DNO CONNECTION LAYOUTS, DUCTING SHOWN IN RED AND CONNECTION TO CAMERA MAST TO BE INSTALLED AS PART OF THIS WORKS.

SAFETY, HEALTH AND ENVIRONMENTAL INFORMATION
UNUSUAL SIGNIFICANT HAZARDS

It is assumed that all works will be carried out by a competent contractor working, where appropriate, to an approved method statement.
In addition to the hazards/risks normally associated with the types of work detailed on this drawing, note the following:

- CONSTRUCTION
1. EXISTING STATS, – REFER TO ASSOCIATED JUNCTION STAT PLANS

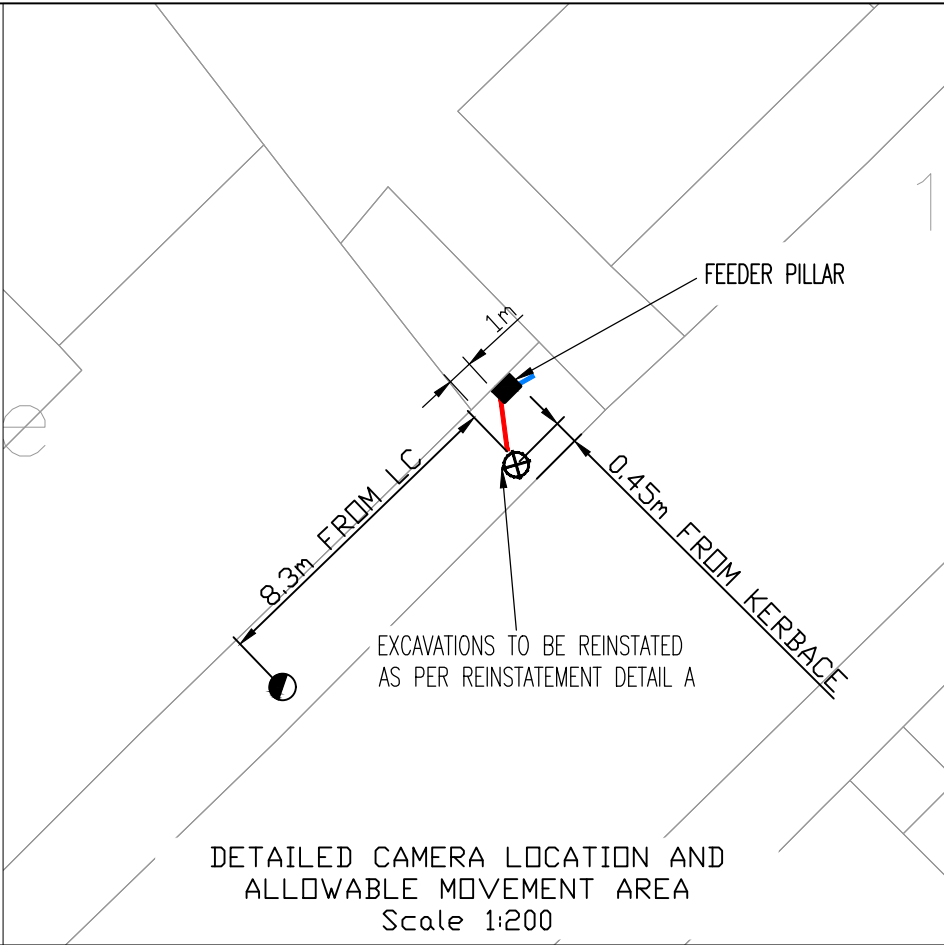
2. PUBLIC

3. WEATHER

4. VEHICULAR MOVEMENT / LIVE TRAFFIC

5. EXCAVATIONS

REFER TO DNO CONNECTION DRAWING PROVIDED BY WPD
FOR JUNCTION 27 MORVILLE STREET



This drawing should not be scaled. Dimensions to be verified on site.
Any discrepancies should be referred to the Engineer prior to work being put in hand.

This drawing is the property of Waterman Infrastructure & Environment Limited, and the drawing is issued on the condition that it is not copied reproduced, retained or disclosed to any unauthorised person, either wholly or in part without the consent in writing of Waterman Infrastructure & Environment Limited
Pickfords Wharf, Clink Street, London SE1 9DG t 020 7928 7888 f 03333 444 501

GENERAL NOTES

1. THIS DRAWING IS TO BE READ IN CONJUNCTION WITH ALL ENGINEER’S, ARCHITECT’S OR OTHER RELEVANT DRAWINGS AND SPECIFICATIONS.

2. ALL DIMENSIONS AND LEVELS ARE TO BE CHECKED ON SITE BY THE CONTRACTOR PRIOR TO PREPARING ANY WORKING DRAWINGS OR COMMENCING ON SITE.

3. THE CONTRACTOR MUST ENSURE AND WILL BE HELD RESPONSIBLE FOR THE OVERALL STABILITY OF THE BUILDING/STRUCTURE/EXCAVATION AT ALL STAGES OF THE WORK.

4. ALL WORK BY THE CONTRACTOR MUST BE CARRIED OUT IN SUCH A WAY THAT ALL REQUIREMENTS UNDER THE HEALTH AND SAFETY AT WORK ACT ARE SATISFIED.

5. ALL WORK IS TO BE CARRIED OUT IN COMPLIANCE WITH THE REQUIREMENTS OF THE RELEVANT STATUTORY AUTHORITIES AND REGULATIONS

6. REINSTATEMENT DETAILS AS PER DRAWING 15533–SA–90–2602

7. FOR FEEDER PILLAR DETAILS AS PER DRAWING 15533–SA–90–2601

8. SERVICES ARE PRESENT. EXACT LOCATION TO BE CONFIRMED ON SITE.

9. FOR FURTHER DETAILS REFER TO WIE DOCUMENT ‘CIVILS SPECIFICATION.’

E03	26.09.19	ISSUED FOR CONSTRUCTION	JB
E02	13.09.19	BCC COMMENTS INCORPORATED	DP
E01	30.07.19	ISSUED FOR CONSTRUCTION	JB
Rev	Date	Description	By

Amendments

Project	BIRMINGHAM CAZ
Title	MORVILLE STREET JUNCTION 27 ANPR CAMERA LOCATION
Client	BIRMINGHAM CITY COUNCIL



5th Floor One Cornwall Street Birmingham B3 2DX
t 0121 212 7700 f 03333 444 501
mail@watermangroup.com www.watermangroup.com

Drawing Status				
CONSTRUCTION				
Designed by	JB	Checked by	DP	Project No
Drawn by	JB	Date	MARCH 2019	15533
Scales @ A3		1:500		Computer File No
work to figured dimensions only		15533-J27-90-001 - Morville Street - E03.dwg		
Publisher	Zone	Category	Number	Revision
WIE	J27	90	001	E03

