

KEY



EXISTING LIGHTING COLUMN

ANPR CAMERA LOCATION

DETAILED ANPR CAMERA (HEIGHT TO BE SET BY SIEMENS)

FEEDER PILLAR, DUCTING (SHOWN IN BLUE) AND CONNECTION TO EXISTING LV CABLE TO BE PROVIDED BY OTHERS, DUCTING SHOWN IN RED AND CONNECTION TO CAMERA MAST TO BE INSTALLED AS PART OF THIS WORKS.


REFER TO PRIVATE CONNECTION DRAWING FOR JUNCTION 3 JENNENS ROAD

SAFETY, HEALTH AND ENVIRONMENTAL INFORMATION
UNUSUAL SIGNIFICANT HAZARDS

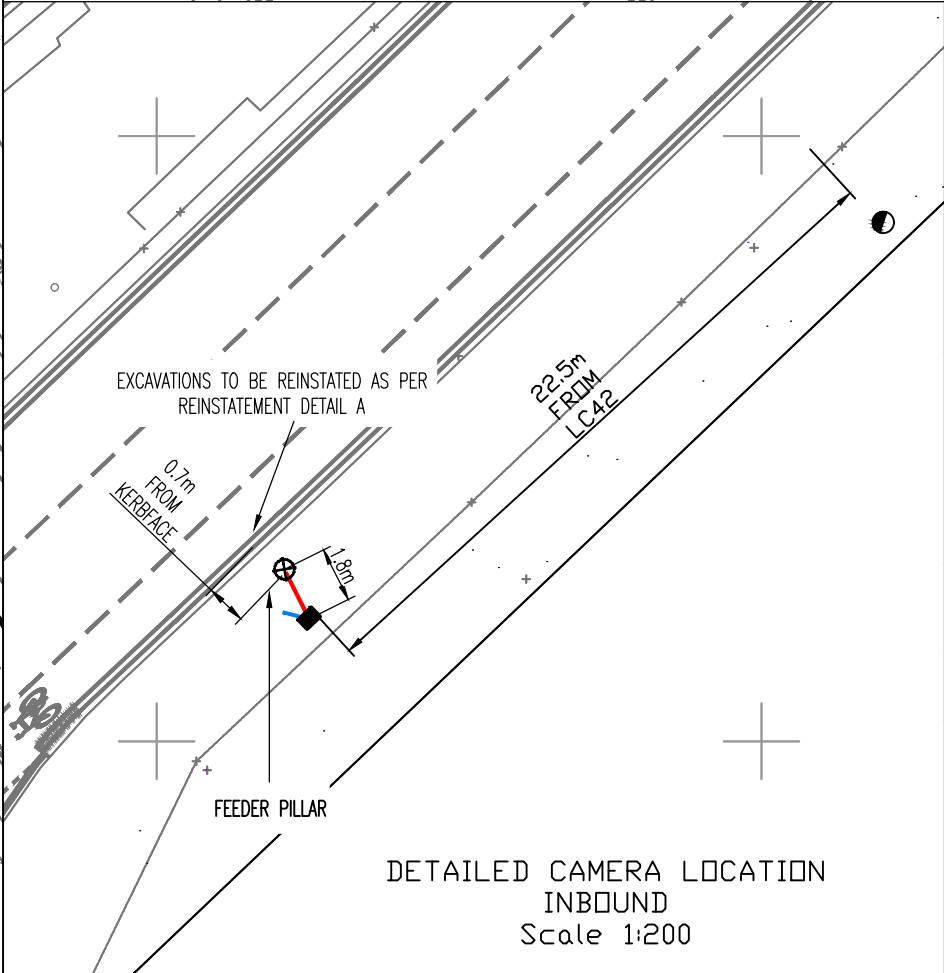
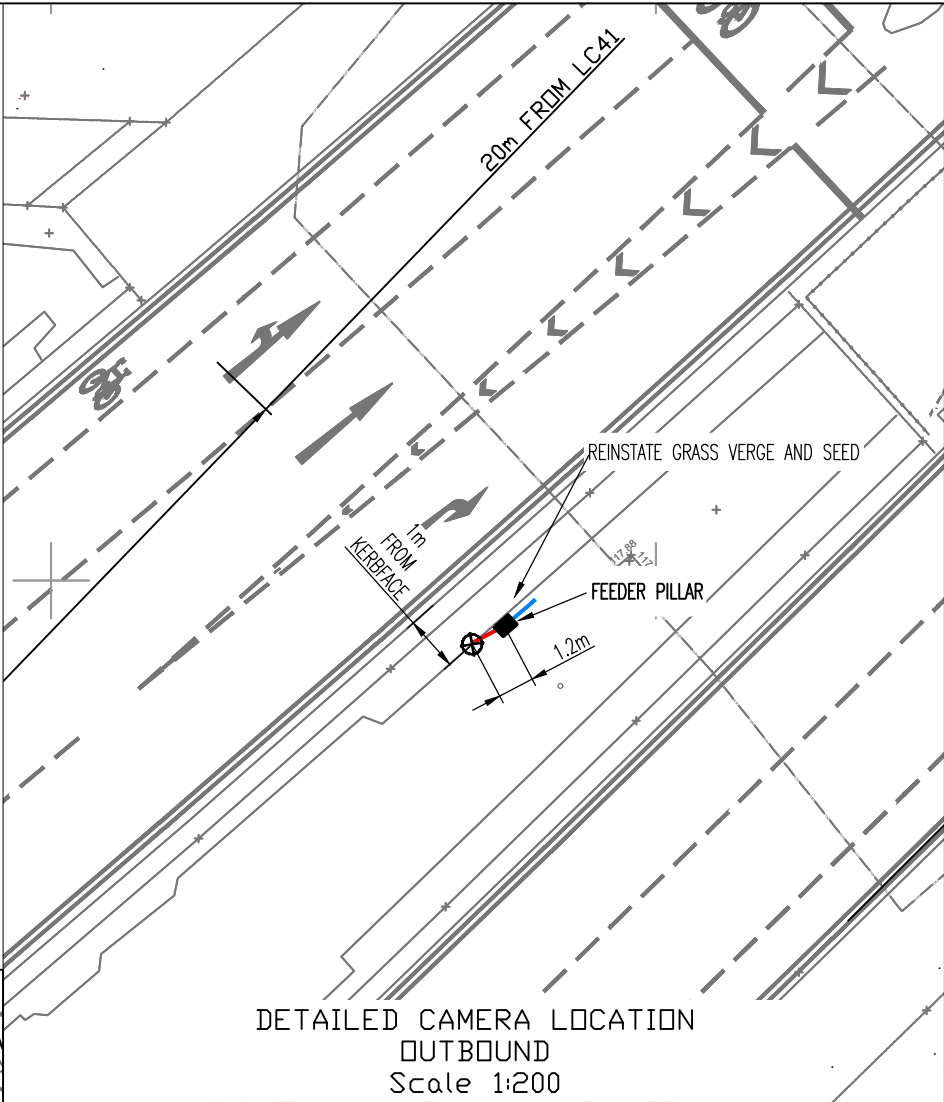
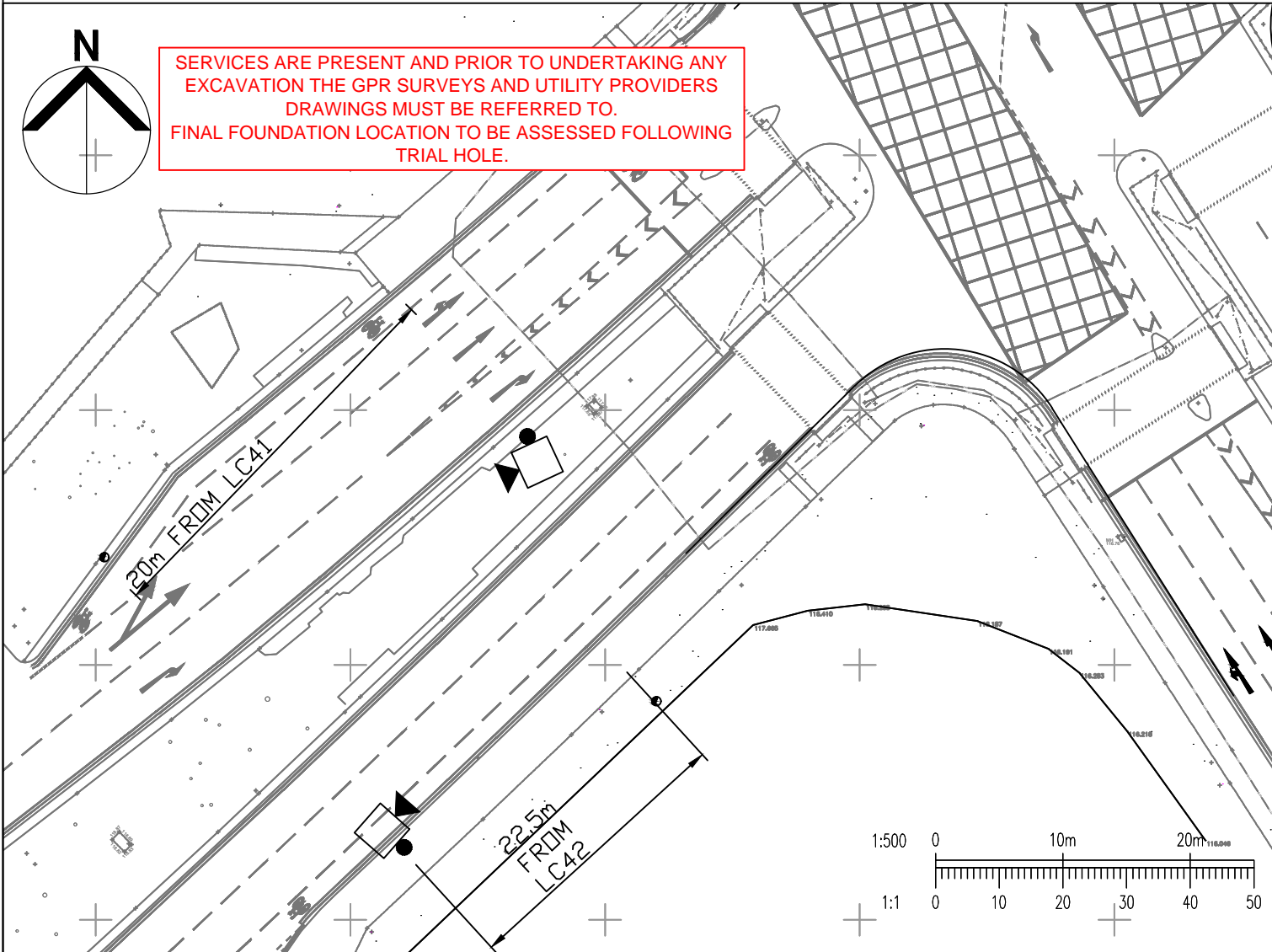
It is assumed that all works will be carried out by a competent contractor working, where appropriate, to an approved method statement.
In addition to the hazards/risks normally associated with the types of work detailed on this drawing, note the following:

CONSTRUCTION

1. EXISTING STATS, – REFER TO ASSOCIATED JUNCTION STAT PLANS
2. PUBLIC
3. WEATHER
4. VEHICULAR MOVEMENT / LIVE TRAFFIC
5. EXCAVATIONS



SERVICES ARE PRESENT AND PRIOR TO UNDERTAKING ANY EXCAVATION THE GPR SURVEYS AND UTILITY PROVIDERS DRAWINGS MUST BE REFERRED TO.
FINAL FOUNDATION LOCATION TO BE ASSESSED FOLLOWING TRIAL HOLE.



This drawing should not be scaled. Dimensions to be verified on site.
Any discrepancies should be referred to the Engineer prior to work being put in hand.

This drawing is the property of Waterman Infrastructure & Environment Limited, and the drawing is issued on the condition that it is not copied reproduced, retained or disclosed to any unauthorised person, either wholly or in part without the consent in writing of Waterman Infrastructure & Environment Limited
Pickfords Wharf, Clink Street, London SE1 9DG t 020 7928 7888 f 03333 444 501

GENERAL NOTES

1. THIS DRAWING IS TO BE READ IN CONJUNCTION WITH ALL ENGINEER'S, ARCHITECT'S OR OTHER RELEVANT DRAWINGS AND SPECIFICATIONS.
2. ALL DIMENSIONS AND LEVELS ARE TO BE CHECKED ON SITE BY THE CONTRACTOR PRIOR TO PREPARING ANY WORKING DRAWINGS OR COMMENCING ON SITE.
3. THE CONTRACTOR MUST ENSURE AND WILL BE HELD RESPONSIBLE FOR THE OVERALL STABILITY OF THE BUILDING/STRUCTURE/EXCAVATION AT ALL STAGES OF THE WORK.
4. ALL WORK BY THE CONTRACTOR MUST BE CARRIED OUT IN SUCH A WAY THAT ALL REQUIREMENTS UNDER THE HEALTH AND SAFETY AT WORK ACT ARE SATISFIED.
5. ALL WORK IS TO BE CARRIED OUT IN COMPLIANCE WITH THE REQUIREMENTS OF THE RELEVANT STATUTORY AUTHORITIES AND REGULATIONS
6. REINSTATEMENT DETAILS AS PER DRAWING 15533-SA-90-2602
7. FOR FEEDER PILLAR DETAILS AS PER DRAWING 15533-SA-90-2601
8. SERVICES ARE PRESENT. EXACT LOCATION TO BE CONFIRMED ON SITE.
9. FOR FURTHER DETAILS REFER TO WIE DOCUMENT 'CIVILS SPECIFICATION.'

| Rev | Date | Description | By |
|-----|----------|---------------------------|----|
| E03 | 26.09.19 | ISSUED FOR CONSTRUCTION | JB |
| E02 | 13.09.19 | BCC COMMENTS INCORPORATED | DP |
| E01 | 30.07.19 | ISSUED FOR CONSTRUCTION | JB |

Amendments

| | |
|---------|--|
| Project | BIRMINGHAM CAZ |
| Title | JENNENS ROAD JUNCTION 3 ANPR CAMERA LOCATION |
| Client | BIRMINGHAM CITY COUNCIL |



5th Floor One Cornwall Street Birmingham B3 2DX
t 0121 212 7700 f 03333 444 501
mail@watermangroup.com www.watermangroup.com

| | | | | |
|---------------------------------|------|------------|---|------------|
| Drawing Status | | | | |
| CONSTRUCTION | | | | |
| Designed by | JB | Checked by | DP | Project No |
| Drawn by | JB | Date | MARCH 2019 | 15533 |
| Scales @ A3 | | 1:500 | Computer File No | |
| work to figured dimensions only | | | 15533-J03-90-001 - Jennens Road - E03.dwg | |
| Publisher | Zone | Category | Number | Revision |
| WIE | J03 | 90 | 001 | E03 |