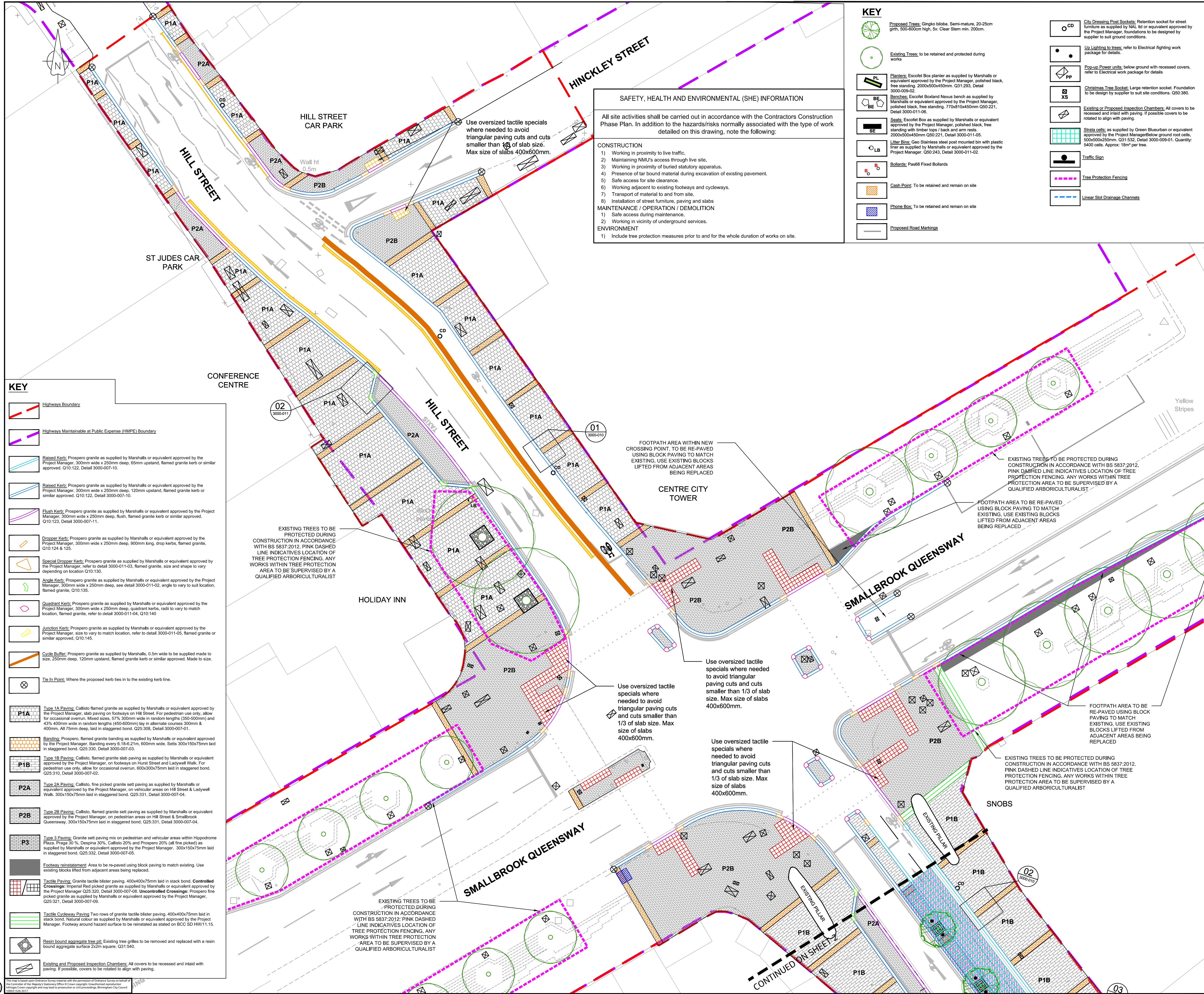


C:\pwworking\jacobs_uk_highways_sss\legit\grieco\0219574\B2309030-JAC-3000-DR-0004.dwg - 03/02/2021 11:53:17 - SHEET 01 - Grieco



SAFETY, HEALTH AND ENVIRONMENTAL (SHE) INFORMATION

All site activities shall be carried out in accordance with the Contractors Construction Phase Plan. In addition to the hazards/risks normally associated with the type of work detailed on this drawing, note the following:

CONSTRUCTION

- 1) Working in proximity to live traffic.
- 2) Maintaining NMU's access through live site.
- 3) Working in proximity of buried statutory apparatus.
- 4) Presence of far bound material during excavation of existing pavement.
- 5) Safe access for site clearance.
- 6) Working adjacent to existing footways and cycleways.
- 7) Transport of material to and from site.
- 8) Installation of street furniture, paving and slabs

MAINTENANCE / OPERATION / DEMOLITION

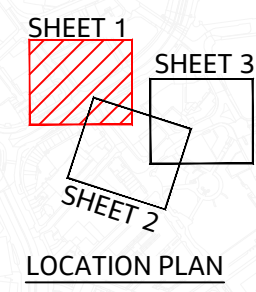
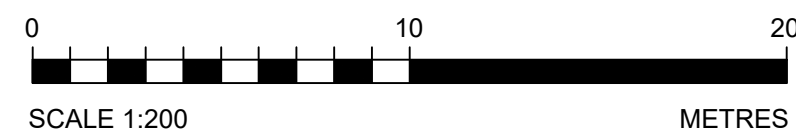
- 1) Safe access during maintenance.
- 2) Working in vicinity of underground services.

ENVIRONMENT

- 1) Include tree protection measures prior to and for the whole duration of works on site.

- KEY**
- Proposed Trees:** Ginkgo biloba, Semi-mature, 20-25cm girth, 500-600cm high, 5x: Clear Stem min. 200cm.
 - Existing Trees:** to be retained and protected during works
 - Planters:** Escofet Box planter as supplied by Marshalls or equivalent approved by the Project Manager, polished black, free standing, 2000x500x450mm, Q31.293, Detail 3000-009-02.
 - Benches:** Escofet Boxland Nexus bench as supplied by Marshalls or equivalent approved by the Project Manager, polished black, free standing, 770x810x450mm Q50.221, Detail 3000-011-06.
 - Seals:** Escofet Box as supplied by Marshalls or equivalent approved by the Project Manager, polished black, free standing with timber tops / back and arm rests, 5000x250x450mm Q50.221, Detail 3000-011-05.
 - Litter Bins:** Geo Stainless steel post mounted bin with plastic liner as supplied by Marshalls or equivalent approved by the Project Manager, Q30.243, Detail 3000-011-02.
 - Bollards:** Pav68 Fixed Bollards
 - Cash Point:** To be retained and remain on site
 - Phone Box:** To be retained and remain on site
 - Proposed Road Markings**
 - City Dressing Post Sockets:** Retention socket for street furniture as supplied by NAL, lit or equivalent approved by the Project Manager, foundations to be designed by supplier to suit ground conditions.
 - Up Lighting to trees:** refer to Electrical Lighting work package for details.
 - Pop-up Power units:** below ground with recessed covers, refer to Electrical work package for details.
 - Christmas Tree Sockets:** Large retention socket. Foundation to be design by supplier to suit site conditions. Q50.380.
 - Existing or Proposed Inspection Chambers:** All covers to be recessed and inlaid with paving. If possible covers to be related to align with paving.
 - Strata cells:** as supplied by Green Blueurban or equivalent approved by the Project Manager below ground root cells, 500x500x250mm, Q31.532, Detail 3000-009-01. Quantity: 5400 cells. Approx: 18m² per tree.
 - Traffic Sign**
 - Tree Protection Fencing**
 - Linear Slot Drainage Channels**

- Notes:**
1. This drawing should be read in conjunction with all other landscape drawings and documents. These include:
 - B2309030-JAC-3000-DR-0004 - General Arrangement Plan Sheet 1
 - B2309030-JAC-3000-DR-0005 - General Arrangement Plan Sheet 2
 - B2309030-JAC-3000-DR-0006 - General Arrangement Plan Sheet 3
 - B2309030-JAC-3000-DR-0007 - Hardworks and Edging Details
 - B2309030-JAC-3000-DR-0008 - Soft Landscape and Topsoil Plan
 - B2309030-JAC-3000-DR-0009 - Landscape Softworks Details Sheet 1 of 2
 - B2309030-JAC-3000-DR-0010 - Special Features Details Sheet 2 of 2
 - B2309030-JAC-3000-DR-0011 - Special Features Details Sheet 2 of 2
 - B2309030-JAC-3000-DR-0012 - Materials Palette
 - B2309030-JAC-3000-DR-0014 - Street Furniture Details
 - B2309030-JAC-3000-SP-0002 - Specification Series 3000
 2. This drawing is not intended for construction.
 3. Do not scale from this drawing.
 4. Existing levels and features such as service locations have been taken directly from the topo survey or statutory undertakers records. Contractors should confirm accuracy of this information before proceeding with any works. If discrepancies are found, Jacobs should be notified immediately so design can be reviewed and resolved before any potential abortive works commence.
 5. Any discrepancies within this drawing or between this drawing and any other information is to be reported to Jacobs for clarification.
 6. This drawing should be cross referenced and read with all other design team documentation. If any clashes are identified, Jacobs must be notified immediately.
 7. Refer to road pavement drawings and Appendix 7/1 for asphalt pavement requirements.
 8. At detailed design information will be provided about the laying pattern and slab trimmer bars at ironwork.



| Rev | Rev. Date | Purpose of revision | Drawn | Check'd | Rev'd | App'd |
|-------|-----------|--------------------------|-------|---------|-------|-------|
| P00 | 26/10/20 | SUITABLE FOR COMMENT | PT | IW | TM | KB |
| P01 | 13/11/20 | SUITABLE FOR INFORMATION | PT | IW | TM | KB |
| P02.1 | 03/02/21 | ISSUED FOR COMMENT | | | | |

Designer **Jacobs**
7th Floor, 2 Colmore Square, 38 Colmore Circus
Queensway, Birmingham, B4 6BN
Tel: +44(0)121 237 4000 www.jacobs.com

Client **Birmingham City Council** **Southside DISTRICT**

Project **SOUTHSIDE PUBLIC REALM IMPROVEMENT SCHEME**

Drawing title **GENERAL ARRANGEMENT SHEET 1**

Drawing status **S3 - SUITABLE FOR REVIEW AND COMMENT**

| | | |
|------------|----------|--------------|
| Scale | 1:200@A1 | DO NOT SCALE |
| Jacobs No. | | Rev |
| Client no. | | P02.1 |

Drawing number **B2309030-JAC-3000-DR-0004**

© Copyright 2020 Jacobs U.K. Limited. The concepts and information contained in this document are the property of Jacobs. Use or copying of this document in whole or in part without the written permission of Jacobs constitutes an infringement of copyright. Limitation: This drawing has been prepared on behalf of, and for the exclusive use of, Jacobs Client, and is subject to, and issued in accordance with, the provisions of the contract between Jacobs and the Client. Jacobs accepts no liability or responsibility whatsoever for, or in respect of, any use of, or reliance upon, this drawing by any third party.