

## Appendix Three

### Birmingham City Centre Public Space Protection Order Consultation 2021

<https://www.birminghambeheard.org.uk/place/birmingham-city-centre-public-space-protection-ord>

This report was created on Tuesday 21 December 2021 at 13:12

The activity ran from 05/11/2021 to 17/12/2021

Responses to this survey: **751**

For a detailed breakdown of the responses, please see the excel spreadsheet embedded here with all the responses and comments included



Worksheet in S  
PSPO CITY CENTRE N

#### 1: What is your name?

There were 735 responses to this part of the question.

#### 2: What is your email address?

There were 614 responses to this part of the question.

#### 3: What is your Postcode?

There were 751 responses to this part of the question.

#### 4: What is your organisation?

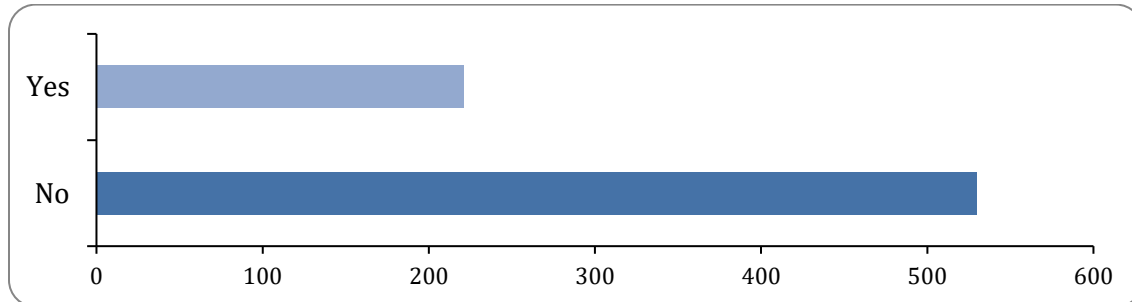
(If applicable)

There were 468 responses to this part of the question.

### 5: Do you live in the proposed Public Space Protection Order area ?

#### live in the area

There were 751 responses to this part of the question.

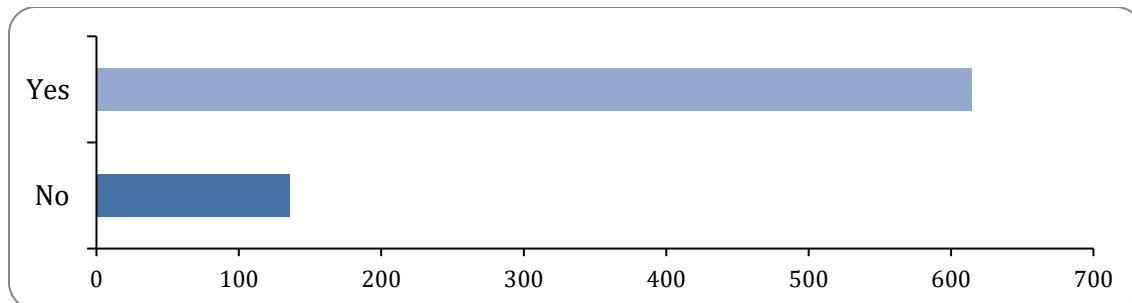


Option	Total	Percent
Yes	221	29.43%
No	530	70.57%
Not Answered	0	0.00%

### 6: Do you work in the proposed Public Space Protection Order Area?

#### work in area

There were 751 responses to this part of the question.



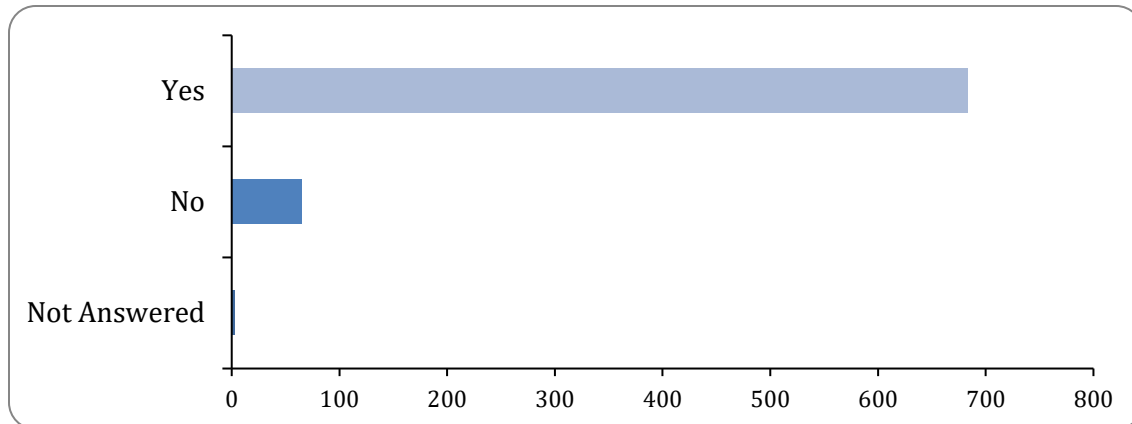
Option	Total	Percent
Yes	615	81.89%
No	136	18.11%
Not Answered	0	0.00%



### 7: Do you know what a Public Space Protection Order (PSPO) is ?

If no visit <https://www.legislation.gov.uk/ukpga/2014/12/part/4/chapter/2>

There were 748 responses to this part of the question.

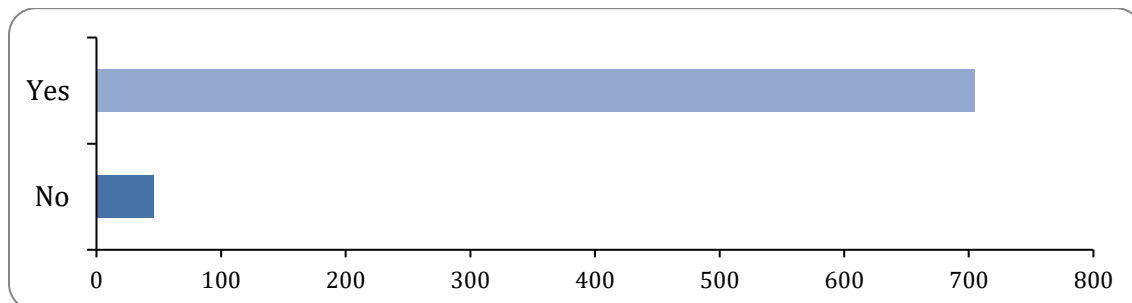


Option	Total	Percent
Yes	683	90.95%
No	65	8.66%
Not Answered	3	0.40%

### 8: Do you think the PSPO is the right tool to use to tackle anti-social behaviour in this area ?

**Is PSPO right tool**

There were 751 responses to this part of the question.



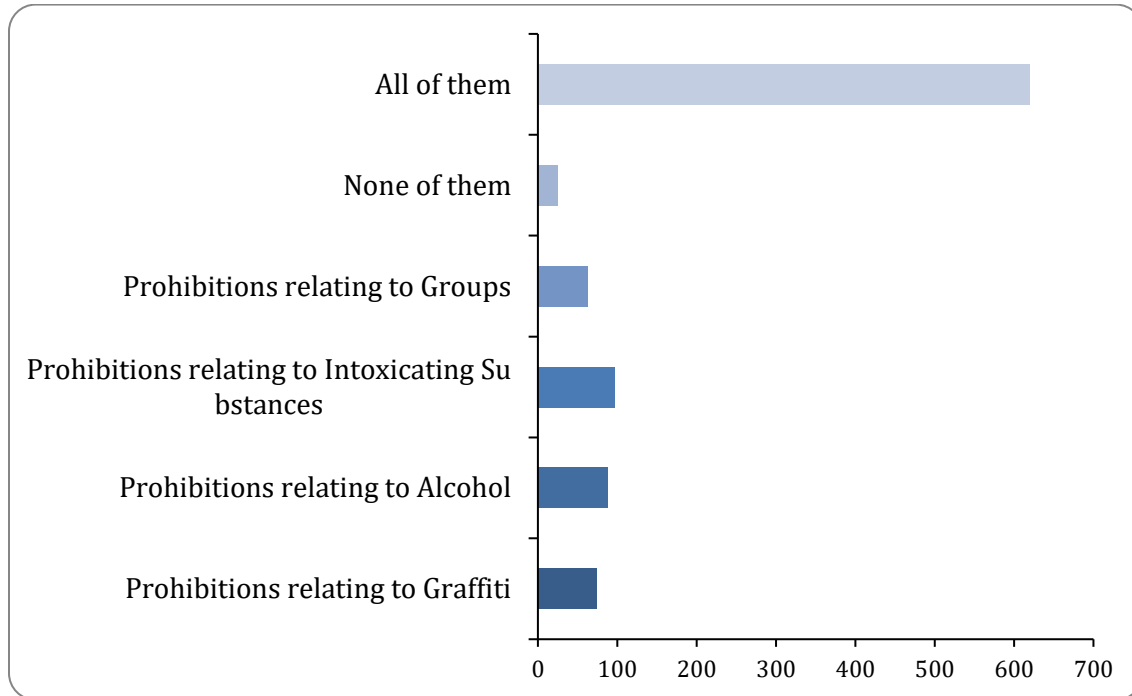
Option	Total	Percent
Yes	705	93.87%
No	46	6.13%
Not Answered	0	0.00%



## 9: Which, if any, of the proposed prohibitions do you AGREE with ?

### AGREE with Prohibitions

There were 751 responses to this part of the question.



Option	Total	Percent
All of them	619	82.42%
None of them	25	3.33%
Prohibitions relating to Groups	62	8.26%
Prohibitions relating to Intoxicating Substances	97	12.92%
Prohibitions relating to Alcohol	88	11.72%
Prohibitions relating to Graffiti	74	9.85%
Not Answered	0	0.00%

## 10: Please comment on any aspect of the proposed prohibitions or area you think is relevant or which could be improved.

### Comments

There were 295 responses to this part of the question – see the embedded Excel Spreadsheet for detailed responses