

Face to Face Fundraising: Summary report

This report was created on Friday 25 November 2016 at 08:57.

The consultation ran from 27/10/2016 to 24/11/2016.

Contents

Question 1: What is your name?	1
Name	1
Question 2: What is your email address?	1
Email	1
Question 3: Why do you come to Birmingham city centre?	1
Reasons for coming into Brum	1
Question 4: Have you every been approached by face to face fundraisers in the city centre?	2
Contact	2
Question 5: Do you object to fundraisers approaching you?	2
Objections	2
Question 6: Do you feel that you have been approached less frequently by face to face fundraisers since 1st July?	2
Have they noticed the difference?	2
Question 7: Have you noticed a reduction in the number of fundraisers in the city centre since 1st July 2016?	3
Reduction in number	3
Question 8: Have you noticed an improvement in the behaviour of fundraisers since 1st July 2016 (e.g. have you noticed fundraisers become less forceful in the way that they approach the public)?	3
Improvement in behaviour	3
Question 9: Are you happy with the level of fundraising that takes place on the city centre's streets since 1st July 2016? Should there be more, less or the same?	3
How much going forward	3

Question 1: What is your name?

Name

There were **74** responses to this part of the question.

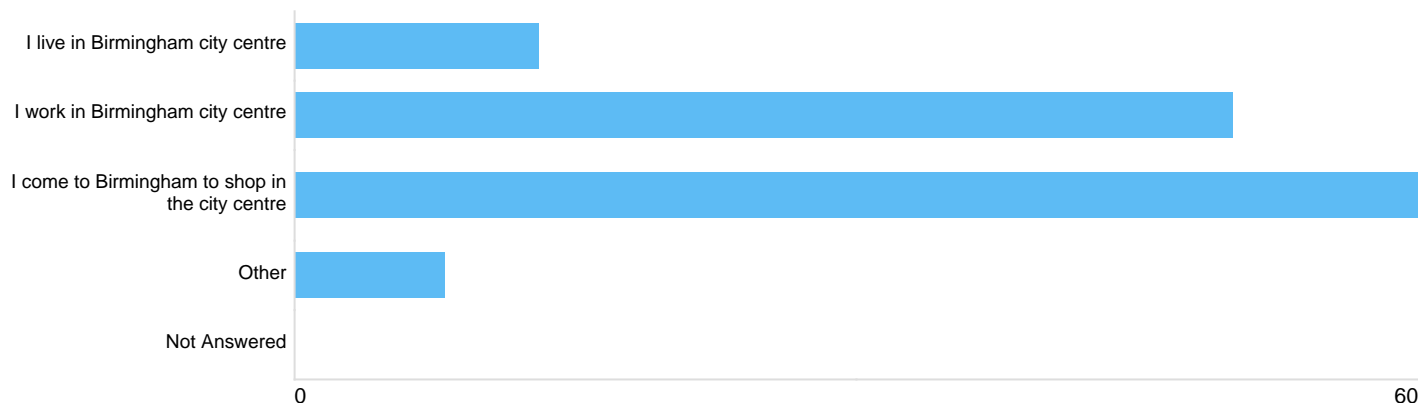
Question 2: What is your email address?

Email

There were **44** responses to this part of the question.

Question 3: Why do you come to Birmingham city centre?

Reasons for coming into Brum



Option	Total	Percent
I live in Birmingham city centre	13	14.44%
I work in Birmingham city centre	50	55.56%
I come to Birmingham to shop in the city centre	60	66.67%
Other	8	8.89%
Not Answered	0	0%

Question 4: Have you every been approached by face to face fundraisers in the city centre?

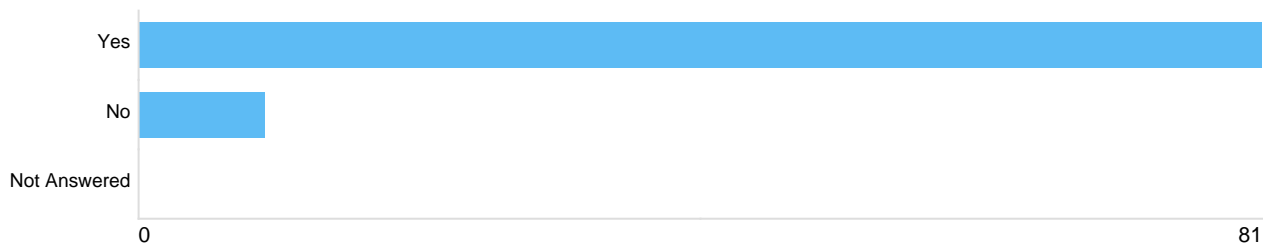
Contact



Option	Total	Percent
Yes	90	100.00%
No	0	0%
Not Answered	0	0%

Question 5: Do you object to fundraisers approaching you?

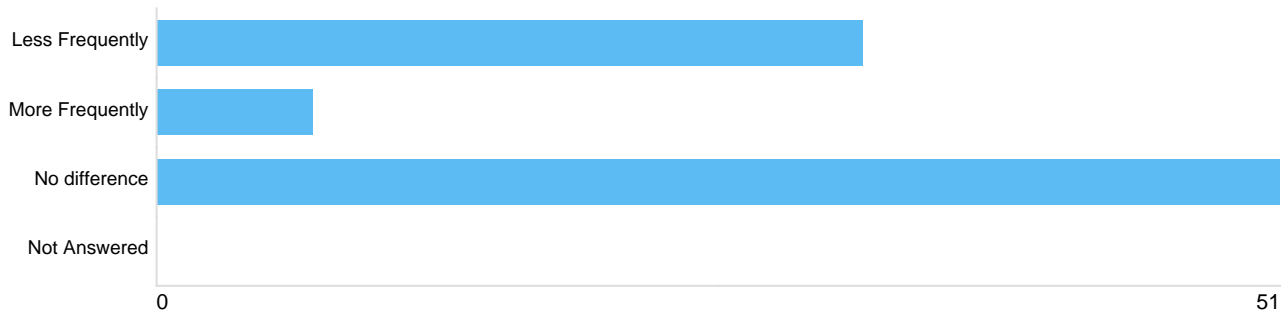
Objections



Option	Total	Percent
Yes	81	90.00%
No	9	10.00%
Not Answered	0	0%

Question 6: Do you feel that you have been approached less frequently by face to face fundraisers since 1st July?

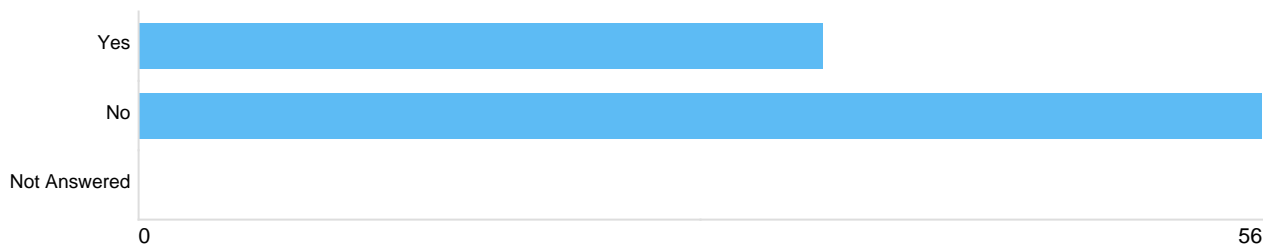
Have they noticed the difference?



Option	Total	Percent
Less Frequently	32	35.56%
More Frequently	7	7.78%
No difference	51	56.67%
Not Answered	0	0%

Question 7: Have you noticed a reduction in the number of fundraisers in the city centre since 1st July 2016?

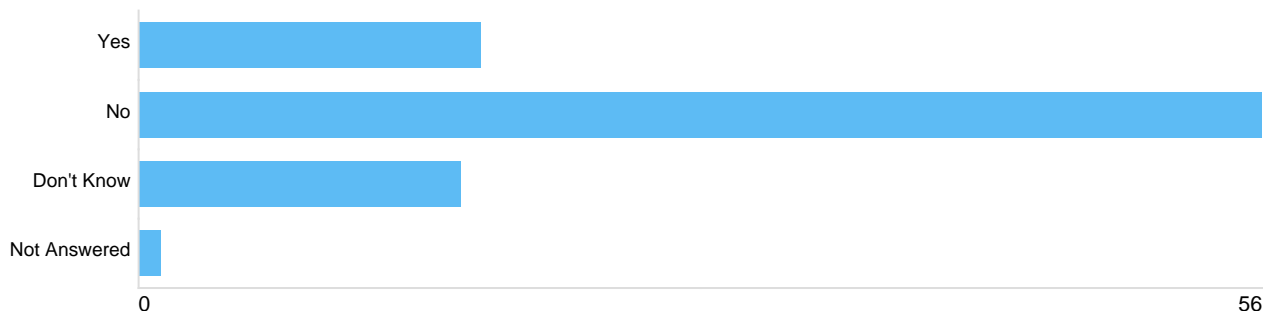
Reduction in number



Option	Total	Percent
Yes	34	37.78%
No	56	62.22%
Not Answered	0	0%

Question 8: Have you noticed an improvement in the behaviour of fundraisers since 1st July 2016 (e.g. have you noticed fundraisers become less forceful in the way that they approach the public)?

Improvement in behaviour



Option	Total	Percent
Yes	17	18.89%
No	56	62.22%
Don't Know	16	17.78%
Not Answered	1	1.11%

Question 9: Are you happy with the level of fundraising that takes place on the city centre's streets since 1st July 2016? Should there be more, less or the same?

How much going forward



Option	Total	Percent
More	1	1.11%
Less	75	83.33%
The same	13	14.44%
Not Answered	1	1.11%