

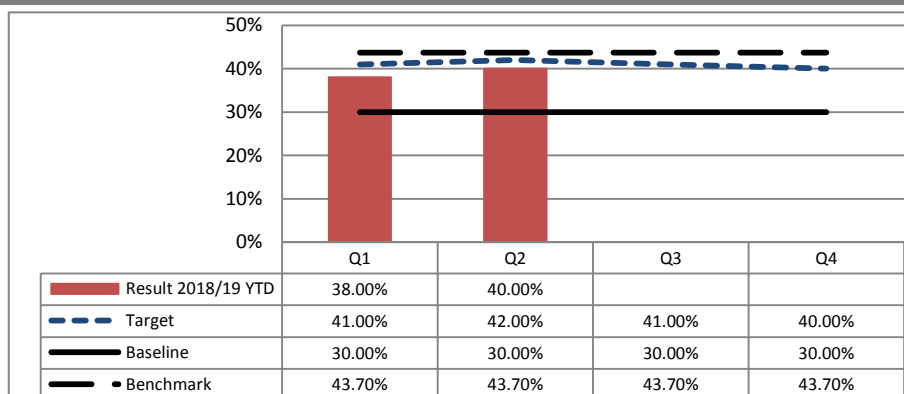
Housing and Neighbourhoods O&S Committee

13th November 2018

**Extract from Performance Monitoring Quarter 2 – April to
September 2018 report to Cabinet on 13th November**

Outcome 4: Birmingham is a great city to live in

4.1.2 Increase Recycling, Reuse, and Green Waste



Commentary:

The step up in recycling rates has continued. The planned maintenance shutdown and plant issues at the Tyseley facility continued to result in lower levels of bottom ash being recycled. This has meant that the estimated year-to-date result of 40% has remained slightly below the 42% target but still within tolerance levels. It should be noted that the in-month September estimated rate increased to 42.5%. The estimated second quarter performance (July to September) is 41.3% against a Quarter 2 target of 43%, therefore remains within tolerance. The introduction of Waste Recycling Collection Officers is expected to increase the overall recycling rate in the coming months.

Preferred direction of travel:



Bigger is better

Status:

Q4-17

RED

Q1

AMBER

Q2

AMBER

Q3

Q4

Variance from target:

-2.0%

Year-end Target:

40%

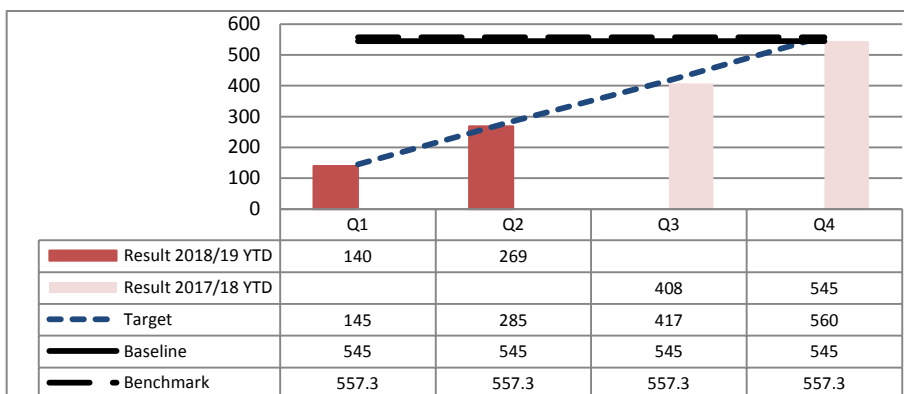
To meet our 2018/19 target performance needs to remain stable over the next 2 quarters.

Benchmark:

43.70%

England average

4.1.3 Reduced collected household waste – kg per household



Commentary:

This indicator, which measures the average amount of residual waste collected directly from households, shows that in the financial year from April to September, the amount of waste collected is significantly better than target. The estimated second quarter performance (July to September) is 129 against a quarter 2 target of 140, continuing to be significantly better than target and 11kg less than the previous quarter. Whilst this is good news, rates are slightly higher than the same period last year, and the introduction of Waste Recycling Collection Officers is expected to continue to reduce the amount of residual household waste.

Preferred direction of travel:



Smaller is better

Status:

Q4-17

GREEN

Q1

GREEN

Q2

BLUE

Q3

Q4

Variance from target:

-16.0

Year-end Target:

560

To meet our 2018/19 target we will need an average decrease of 145.5, per quarter, over the next 2 quarters.

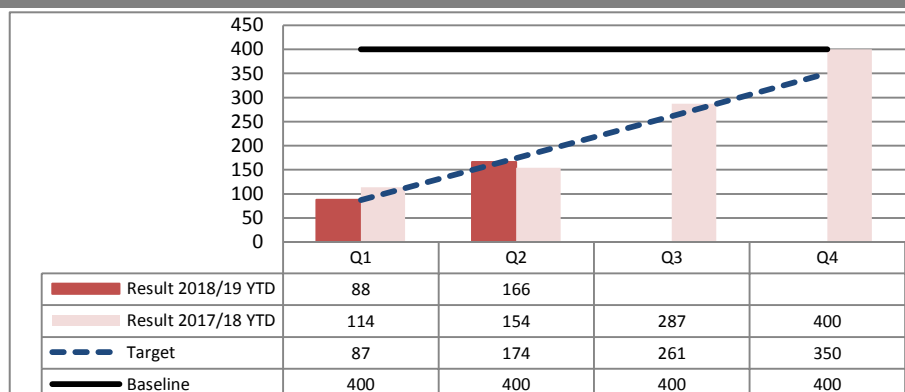
Benchmark:

557.3

England average

Outcome 4: Birmingham is a great city to live in

4.2.2 Number of properties improved in the Private Rented Sector as a result of Local Authority intervention



Commentary:

The number of properties improved in Quarter 2 alone (July to September) was 78, bringing the cumulative total for this financial year to 166 against a target 174. Although below target but within tolerance levels, the service fully expects to meet its end of year target.

Preferred direction of travel:



Bigger is better

Status:

Q4-17

BLUE

Q1

GREEN

Q2

AMBER

Q3

Q4

Variance from target:

-8.0

Year-end Target:

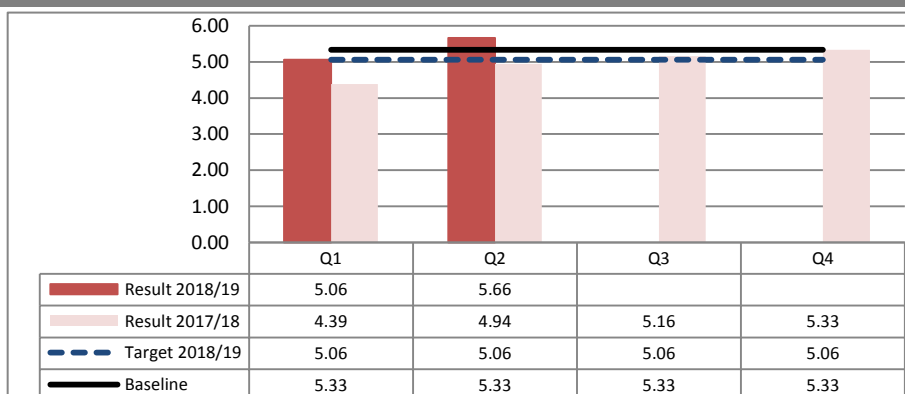
350

To meet our 2018/19 target we will need an average increase of 92, per quarter, over the next 2 quarters.

Benchmark:

Unable to benchmark

4.2.4 Minimising the number and percentage of households living in temporary accommodation per 1000 households



Commentary:

The overall proportion of households in temporary accommodation rose by 11% to 5.66 per 1000 household in the quarter. This reflects the national picture of increased demand from people presenting as homeless against a lack of affordable housing provision and number of properties. The overall strategy to reduce the number of households in bed and breakfast has been successful and the reliance on this type of accommodation and the number accommodated within it has fallen. The utilisation of Council owned stock and working alongside the private sector to obtain suitable properties has also had the impact of reducing bed and breakfast numbers. In addition, the Service is also converting Council owned properties into more appropriate supported living accommodation e.g. Barry Jackson Tower and Magnolia House.

Preferred direction of travel:



Smaller is better

Status:

Q4-17

N/A Trend

Q1

GREEN

Q2

RED

Q3

Q4

Variance from target:

+0.6

Year-end Target:

5.06

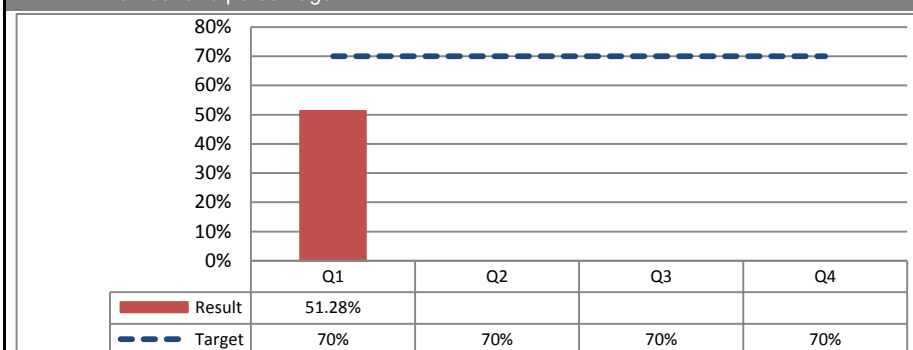
To meet our 2018/19 target we will need an average decrease of 0.30, per quarter, over the next 2 quarters.

Benchmark:

Unable to benchmark

Outcome 4: Birmingham is a great city to live in

4.3.2 Households where homelessness is prevented or relieved number and percentage



Commentary:

This is a new Government target that captures the work of the statutory services where homelessness is prevented or relieved. Prevention activity has increased significantly, however the reporting of this measure is reliant upon a new IT system for which there have been a number of difficulties in implementation across the country. The Ministry of Housing, Communities and Local Government (MHCLG) is aware of these difficulties and therefore any information received thus far is heavily caveated.

The information will be available from December and whilst this indicator only captures work undertaken by Birmingham City Council, other prevention measures are in place from the third sector and our commissioned providers.

Preferred direction of travel:



Bigger is better

Status:

Q1 **RED**
Q2 Due December 2018
Q3
Q4

Variance from target:

-10.2%

Year-end Target:

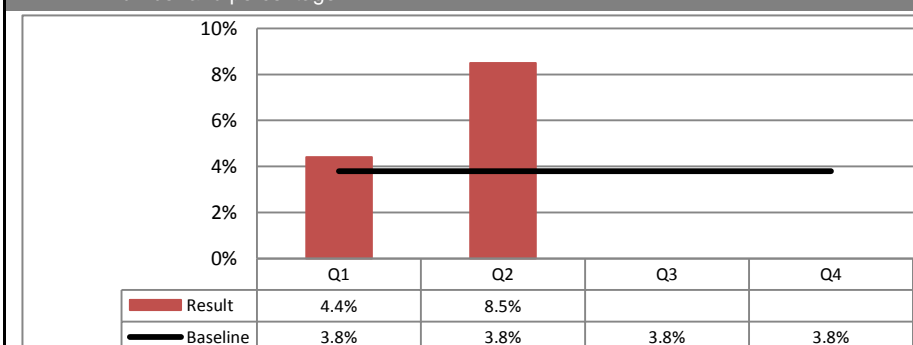
70%

To meet our 2018/19 target we will need an average increase of 3.4 percentage points over the next 3 quarters.

Benchmark:

Revised nationally, benchmark not yet available

4.5.3 Completed safeguarding enquiries which involved concerns about domestic abuse Number and percentage



Commentary:

In Quarter 2 (July to September), a total of 44 safeguarding enquiries which involved concerns about domestic abuse were completed.

In the last 12 months there have been 134 completed enquiries relating to this. Of these 87% achieved their expressed outcomes, 92% felt that they were involved, 91% felt they had been listened to, 89% felt we had acted on their wishes, 82% felt safer and 81% felt happier as a result of our intervention.

Preferred direction of travel:



Smaller is better

Status:

Q1 **Trend**
Q2 **Trend**
Q3
Q4

Year-end Target:

Not Set - Trend

Benchmark:

Unable to benchmark