

## **Moseley & Kings Heath PSPO consultation**

<https://www.birminghambeheard.org.uk/place/moseley-kings-heath-pspo-consultation>

This report was created on Thursday 05 October 2023 at 08:56

The activity ran from 31/07/2023 to 17/09/2023

Responses to this survey: **261**

### **1: What is your name?**

#### **Name**

There were 255 responses to this part of the question.

### **2: What is your email address?**

#### **Email**

There were 227 responses to this part of the question.

### **3: What is your postcode?**

#### **Postcode**

There were 261 responses to this part of the question.

### **4: If you don't live within the immediate locality of this proposed order please provide the reason and postcode of the location you visit?**

#### **postcode for visitors**

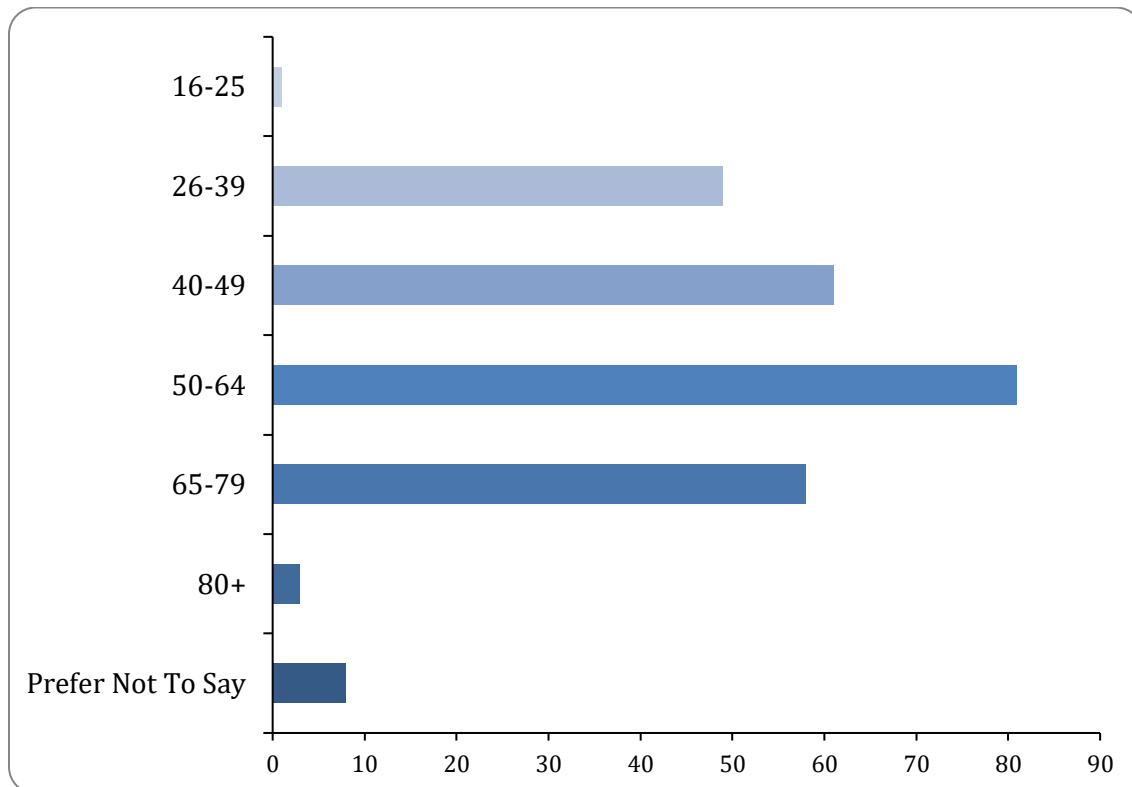
There were 66 responses to this part of the question.

#### **Reason for visit**

There were 41 responses to this part of the question.

## 5: Age age

There were 261 responses to this part of the question.

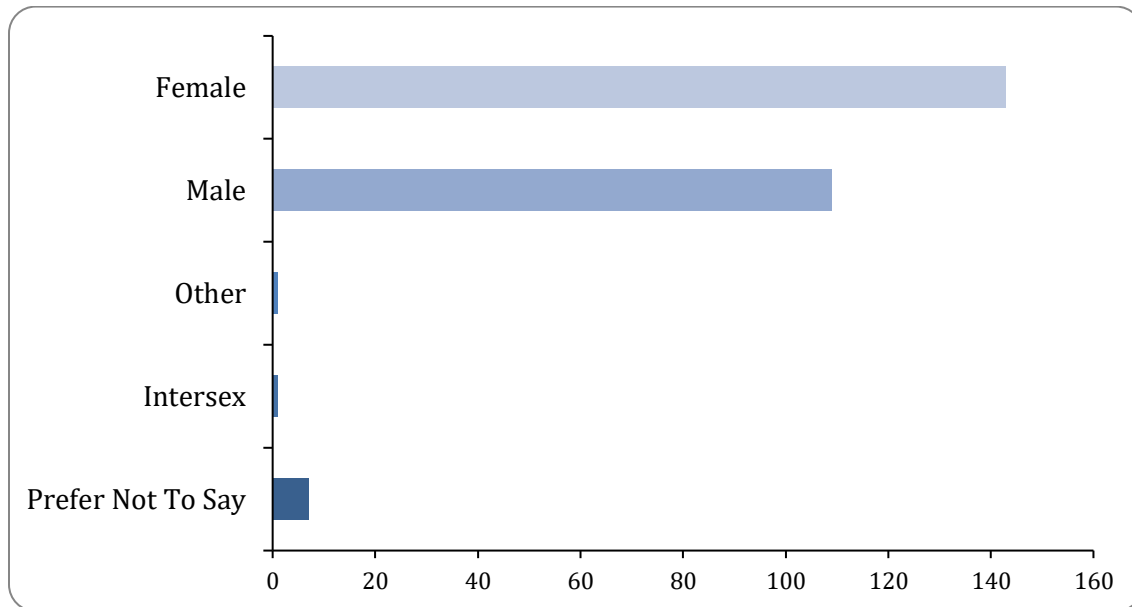


Option	Total	Percent
16-25	1	0.38%
26-39	49	18.77%
40-49	61	23.37%
50-64	81	31.03%
65-79	58	22.22%
80+	3	1.15%
Prefer Not To Say	8	3.07%
Not Answered	0	0.00%

## 6: Gender

### Gender

There were 261 responses to this part of the question.

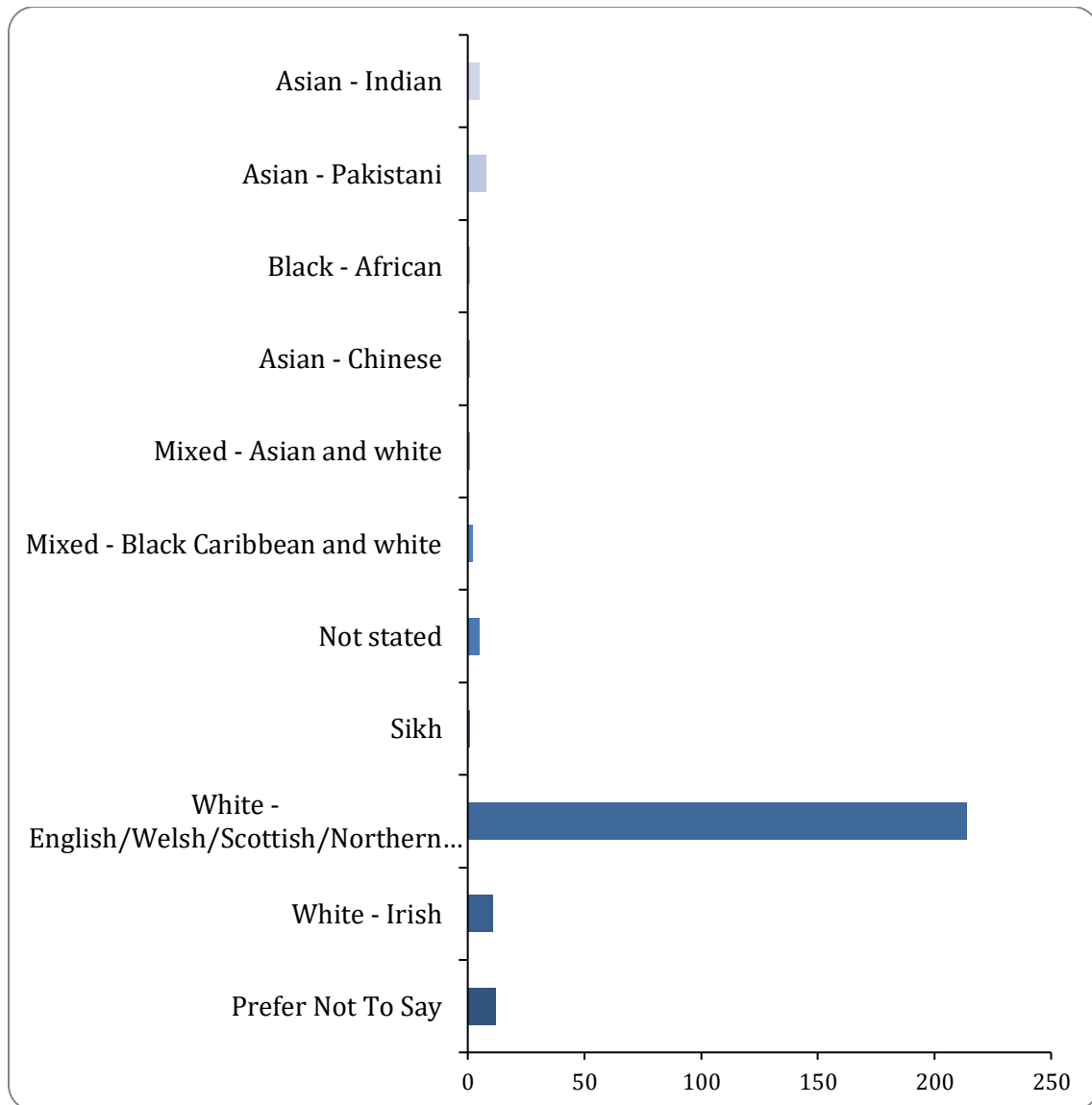


Option	Total	Percent
Female	143	54.79%
Male	109	41.76%
Other	1	0.38%
Intersex	1	0.38%
Third Gender(Gender Queer, Gender Fluid and or Non-Binary)	0	0.00%
Transgender Female	0	0.00%
Transgender Male	0	0.00%
Agender	0	0.00%
Prefer Not To Say	7	2.68%
Not Answered	0	0.00%

## 7: Ethnicity

### Ethnicity

There were 261 responses to this part of the question.



Option	Total	Percent
Asian - Indian	5	1.92%
Asian - Pakistani	8	3.07%
Asian - Bangladeshi	0	0.00%
Black - African	1	0.38%
Black - Caribbean	0	0.00%
Asian - Chinese	1	0.38%
Jewish	0	0.00%
Mixed - Asian and white	1	0.38%
Mixed - Black African and White	0	0.00%
Mixed - Black Caribbean and white	2	0.77%
Not stated	5	1.92%
Other - Arab	0	0.00%

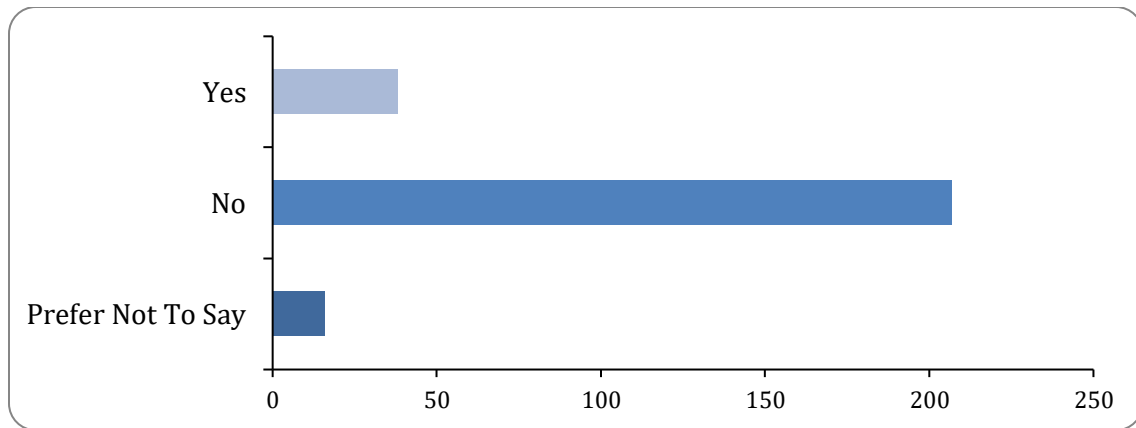
<b>Sikh</b>	1	0.38%
<b>White - English/Welsh/Scottish/Northern Irish/British</b>	214	81.99%
<b>White - Gypsy or Irish traveller</b>	0	0.00%
<b>White - Irish</b>	11	4.21%
<b>Prefer Not To Say</b>	12	4.60%
<b>Not Answered</b>	0	0.00%

## 8: Disability

Under the terms of the Equality Act 2010 a person has a disability if he/she has a physical or mental impairment (including sensory impairment) which has a substantial and long term adverse impact on his/her ability to carry out normal day to day activities. At least one of the following 'normal day to day' must be affected, namely, mobility, manual dexterity, physical coordination, continence, ability to lift, move, carry everyday objects, speech, hearing or eyesight, memory or ability to learn, concentrate and understand, understanding the risk of physical danger.

**Do you consider yourself to be a disabled person as defined above?  
disability**

There were 261 responses to this part of the question.

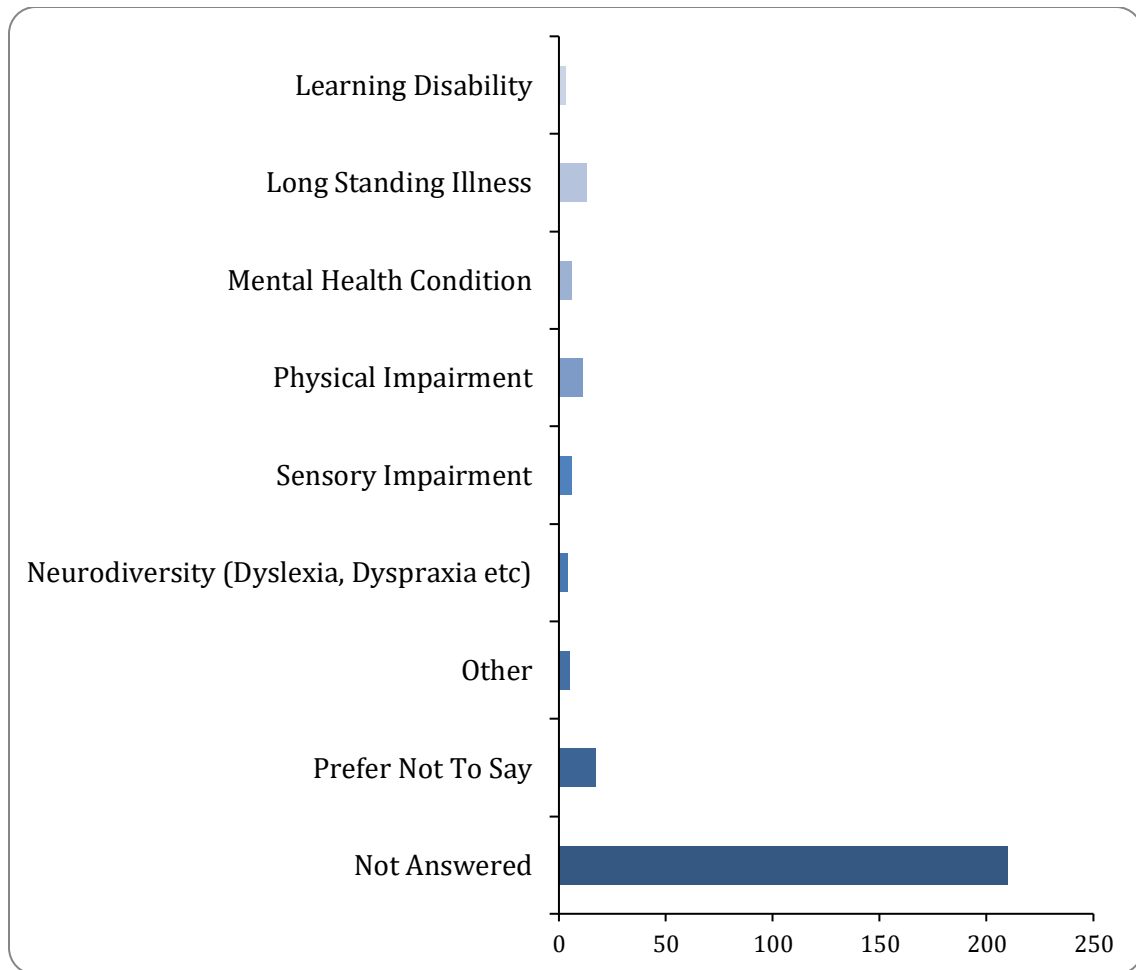


Option	Total	Percent
Yes	38	14.56%
No	207	79.31%
Prefer Not To Say	16	6.13%
Not Answered	0	0.00%

**9: If you have ticked Yes to the above question please pick all that apply below?**

**Disability 2**

There were 51 responses to this part of the question.

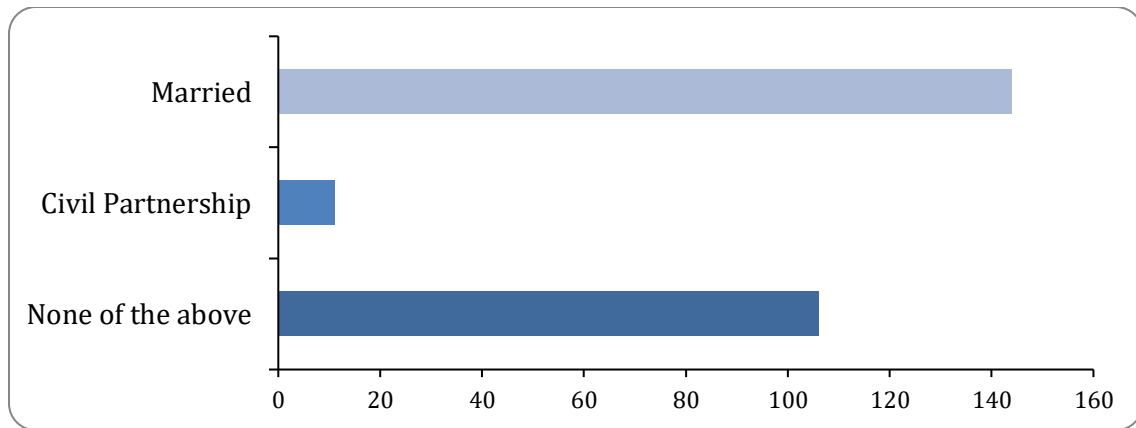


Option	Total	Percent
Learning Disability	3	1.15%
Long Standing Illness	13	4.98%
Mental Health Condition	6	2.30%
Physical Impairment	11	4.21%
Sensory Impairment	6	2.30%
Neurodiversity (Dyslexia, Dyspraxia etc)	4	1.53%
Other	5	1.92%
Prefer Not To Say	17	6.51%
Not Answered	210	80.46%

## 10: Married and Civil Partnership

### married status

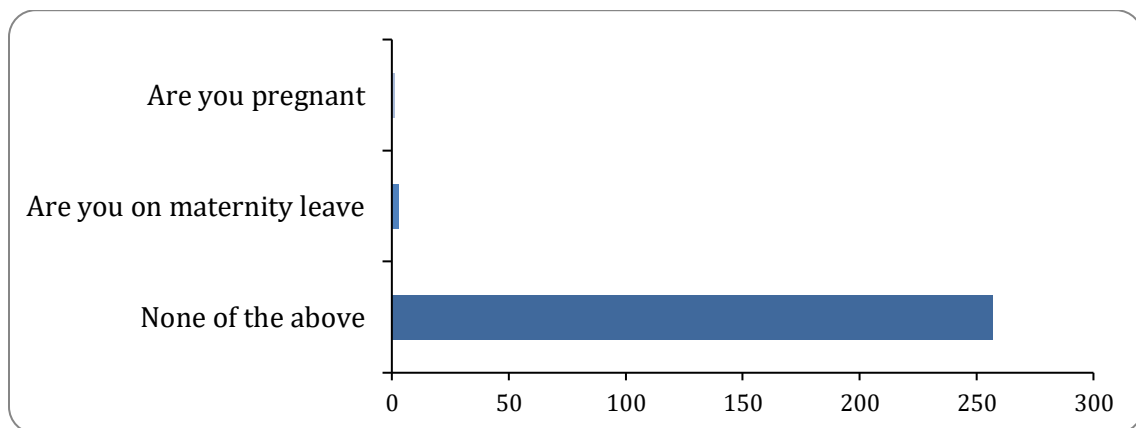
There were 261 responses to this part of the question.



Option	Total	Percent
Married	144	55.17%
Civil Partnership	11	4.21%
None of the above	106	40.61%
Not Answered	0	0.00%

## 11: Pregnancy and Maternity/Paternity pregnancy

There were 261 responses to this part of the question.



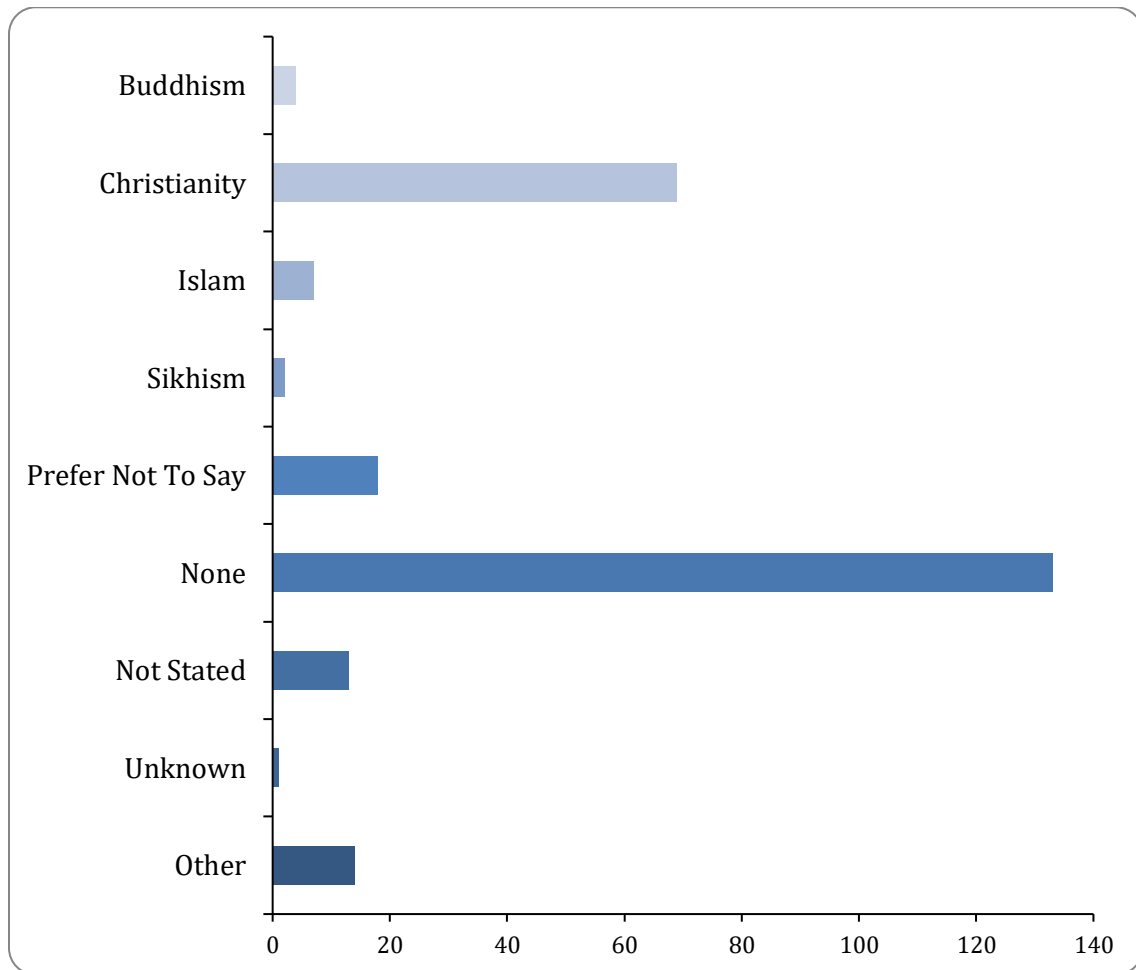
Option	Total	Percent
Are you pregnant	1	0.38%
Are you on maternity leave	3	1.15%
Are you on Paternity Leave	0	0.00%
None of the above	257	98.47%
Not Answered	0	0.00%



## 12: Religion or Belief

### religion

There were 261 responses to this part of the question.



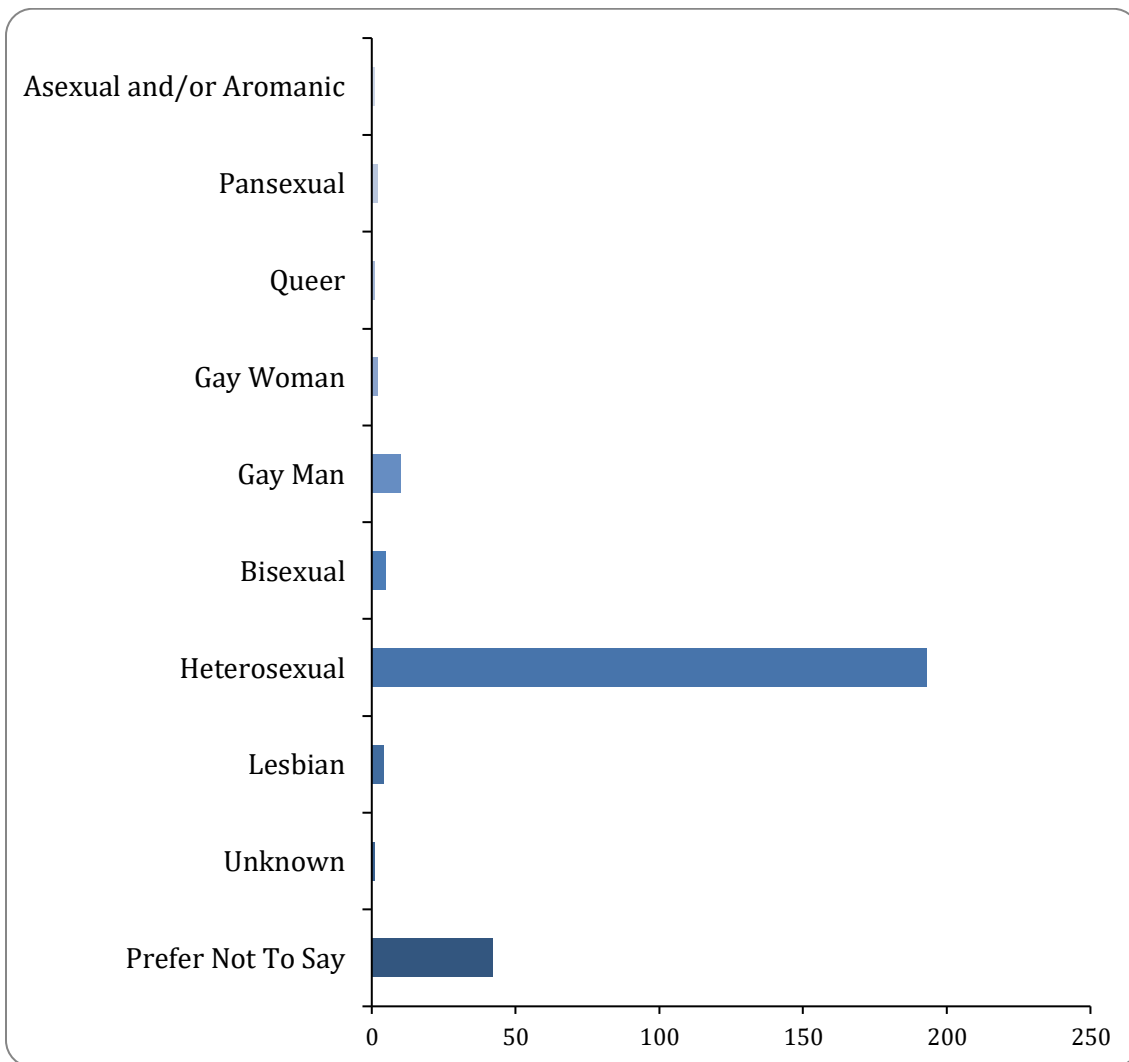
Option	Total	Percent
Buddhism	4	1.53%
Christianity	69	26.44%
Hinduism	0	0.00%
Islam	7	2.68%
Jainism	0	0.00%
Judaism	0	0.00%
Bahai	0	0.00%
Sikhism	2	0.77%

<b>Zoroastrianism</b>	0	0.00%
<b>Prefer Not To Say</b>	18	6.90%
<b>None</b>	133	50.96%
<b>Not Stated</b>	13	4.98%
<b>Unknown</b>	1	0.38%
<b>Other</b>	14	5.36%
<b>Not Answered</b>	0	0.00%

### 13: Sexual Orientation

#### Sexuality

There were 261 responses to this part of the question.



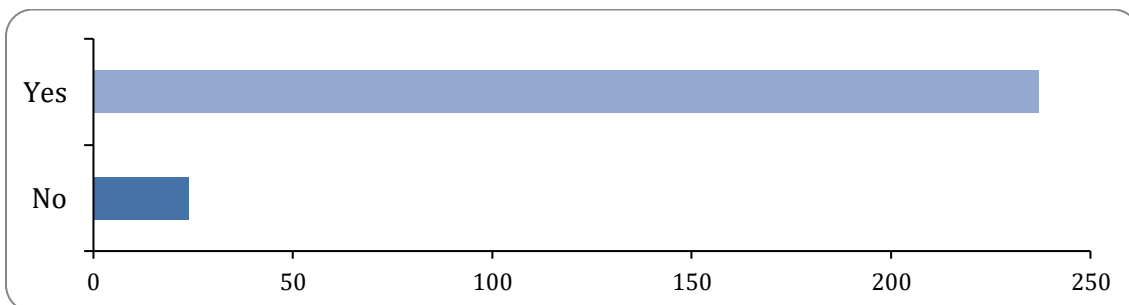
Option	Total	Percent
Asexual and/or Aromantic	1	0.38%
Pansexual	2	0.77%
Queer	1	0.38%
Gay Woman	2	0.77%
Gay Man	10	3.83%
Bisexual	5	1.92%
Heterosexual	193	73.95%
Lesbian	4	1.53%
Other	0	0.00%
Unknown	1	0.38%
Prefer Not To Say	42	16.09%
Not Answered	0	0.00%

14: Are you or are you not familiar with the PSPO legislation if NO please follow the following link for further details:

[https://www.local.gov.uk/sites/default/files/documents/10.21%20PSPO%20guidance\\_06\\_1.pdf](https://www.local.gov.uk/sites/default/files/documents/10.21%20PSPO%20guidance_06_1.pdf)

Do you know what a PSPO is.

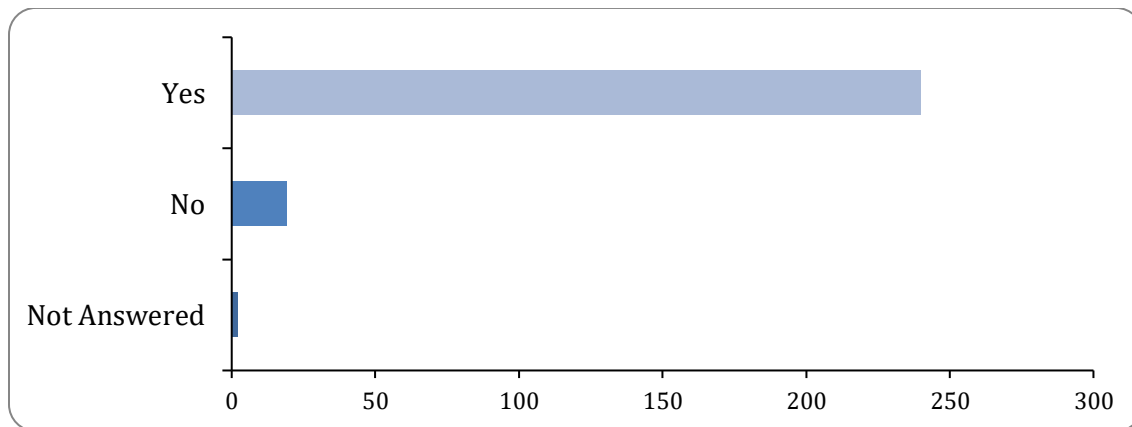
There were 261 responses to this part of the question.



Option	Total	Percent
Yes	237	90.80%
No	24	9.20%
Not Answered	0	0.00%

**15: Do you think a Public Space Protection Order is the right tool to use to tackle ASB in the area, outlined in the attached document?**  
**is the right power to use to tackle ASB**

There were 259 responses to this part of the question.

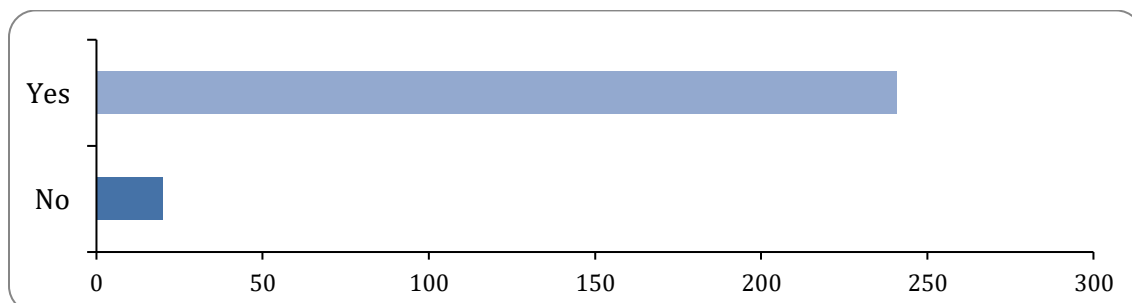


Option	Total	Percent
Yes	240	91.95%
No	19	7.28%
Not Answered	2	0.77%

**16: Do you agree with the proposed prohibitions included in the order which can be found in the attached document?**

**Agree with prohibitions**

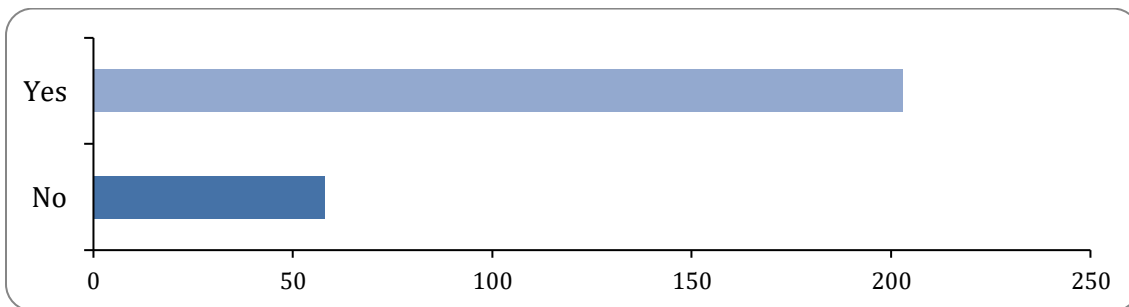
There were 261 responses to this part of the question.



Option	Total	Percent
Yes	241	92.34%
No	20	7.66%
Not Answered	0	0.00%

**17: Is the proposed exclusion zone map the correct size and geographic location in order to tackle ASB in the Moseley & Kings Heath areas right types of ASB**

There were 261 responses to this part of the question.



Option	Total	Percent
Yes	203	77.78%
No	58	22.22%
Not Answered	0	0.00%

**18: Please comment on any aspect of the draft order you think could be improved or anything you feel has been missed or if you think this is the wrong approach and we should be looking at other ways to tackle ASB in the Moseley & Kings Heath areas?**

**Comments**

There were 261 responses to this part of the question.