

## Consultation on Birmingham City Council's Proposed Street Trading Policy 2020: Summary report

This report was created on Tuesday 25 February 2020 at 13:51.

The consultation ran from 16/12/2019 to 23/02/2020.

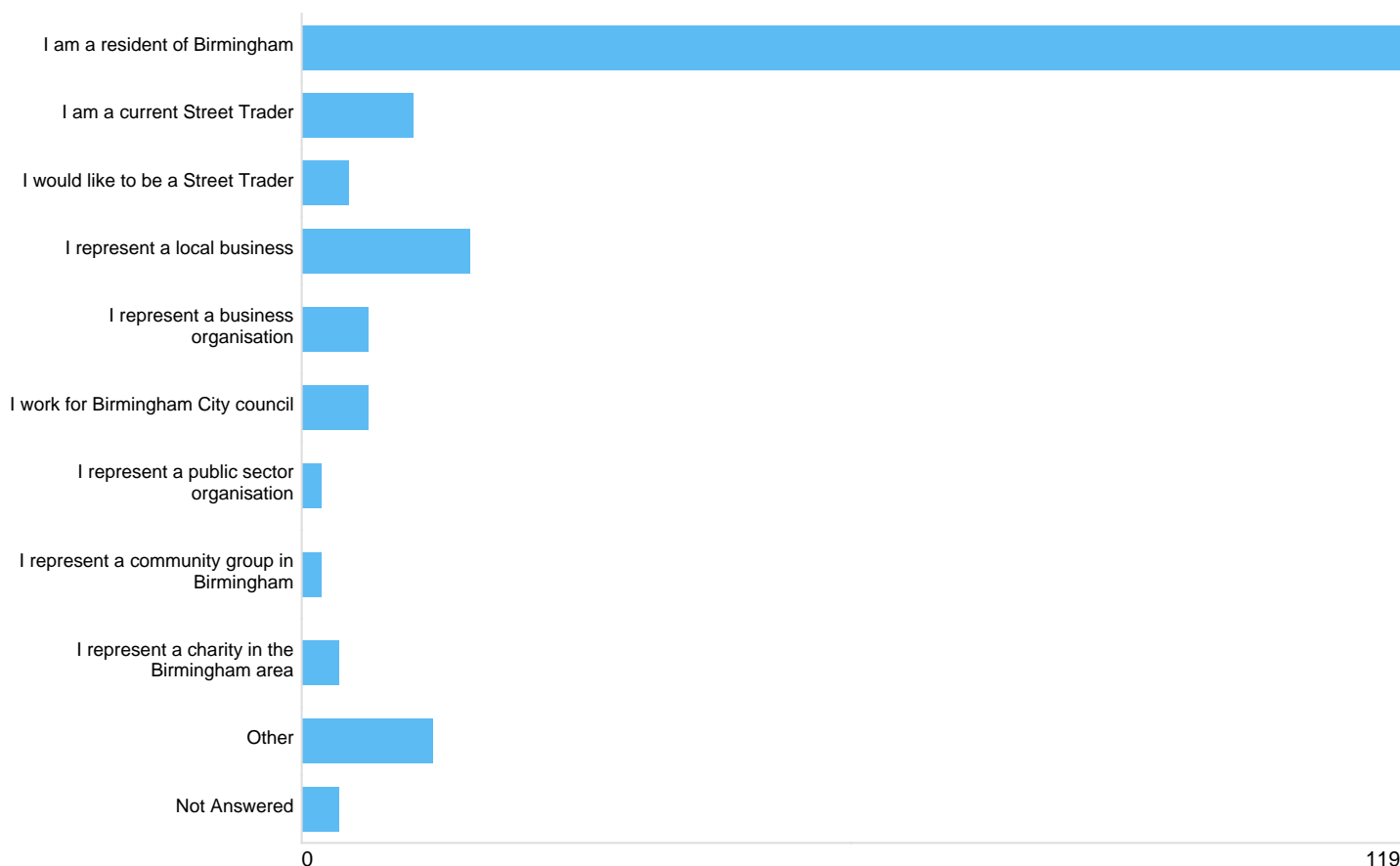
### Contents

|   |    |
|---|----|
| Question 1: Firstly which of the following are you (or the person you are completing this on behalf of)?  | 2  |
| Which area you  | 2  |
| Who are you - Other   | 3  |
| Question 2: To what extent do you agree or disagree with the introduction of prohibited streets on current red routes, current metro routes and approved metro extension routes?  | 3  |
| prohibited streets  | 3  |
| Question 3: What are your reasons for disagreeing with the introduction of prohibited streets on current red routes, current metro routes and approved metro extension routes?  | 3  |
| types of street Disagree  | 3  |
| Question 4: To what extent do you agree or disagree with the introduction of annual, occasional and mobile consents?  | 4  |
| street trading consent  | 4  |
| Question 5: What are your reasons for disagreeing with the introduction of annual, occasional and mobile consents?  | 4  |
| Trading consent disagree  | 4  |
| Question 6: To what extent do you agree or disagree that following resolution of the policy that a 6 week window should be opened to enable all interested traders to apply for a consent and that those applications should be considered at the same time against the aim of the policy and the consent considerations? | 4  |
| Implementing Policy   | 4  |
| Question 7: What are your reasons for disagreeing that following resolution of the policy that a 6 week window should be opened to enable all interested traders to apply for a consent and that those applications should be considered at the same time against the aim of the policy and the consent considerations?   | 5  |
| Implementing Policy Disagree  | 5  |
| Question 8: To what extent do you agree or disagree with the listed key considerations?   | 5  |
| Considerations  | 5  |
| Question 9: What are your reasons for disagreeing with the listed key considerations?   | 5  |
| Key considerations Disagree   | 5  |
| Question 10: Are you a food business operator?  | 5  |
| Food business   | 5  |
| Question 11: To what extent do you agree or disagree that food street trading businesses should maintain a Food Hygiene Rating of four or five?   | 6  |
| food hygiene  | 6  |
| Question 12: What are your reasons for disagreeing that food street trading businesses should maintain a Food Hygiene Rating of four or five?   | 6  |
| Food Hygiene Disagree   | 6  |
| Question 13: To what extent do you agree or disagree that Birmingham City Council should introduce a Street Trading Policy that complements the current city infrastructure and enhances the retail offer in Birmingham?  | 6  |
| Street Trading Policy   | 6  |
| Question 14: What are your reasons for disagreeing that Birmingham City Council should introduce a Street Trading Policy that complements the current city infrastructure and enhances the retail offer in Birmingham?  | 7  |
| Street Trading Policy Disagree  | 7  |
| Question 15: If you have any other comments you would like to make about the Draft Street Trading Policy 2020 that have not already been covered please add them below?   | 7  |
| Further Comments  | 7  |
| Question 16: Age: Which age group applies to you?   | 8  |
| Age   | 8  |
| Question 17: Sex/Gender: What is your sex?  | 9  |
| gender  | 9  |
| Question 18: Ethnicity: What is your ethnic group?  | 10 |
| Ethnicity White   | 10 |
| Ethnicity Other White   | 10 |
| Ethnicity Mixed/Multiple  | 10 |
| Ethnicity Other Mixed/multiple  | 10 |

|   |    |
|---|----|
| Ethnicity Asian/Asian British   | 11 |
| Ethnicity Asian/Asian British Other   | 11 |
| Ethnicity Black/African/Caribbean/Black British   | 11 |
| Ethnicity Black African/Caribbean/Black British Other   | 11 |
| Ethnicity Other Ethnic Group  | 12 |
| Ethnicity Other ethnic group - Other  | 12 |
| Ethnicity - prefer not to say   | 12 |
| Question 19: Sexual Orientation: What is your Sexual Orientation?   | 12 |
| Sexual Orientation  | 12 |
| Question 20: Disability: Do you have any physical or mental health conditions or illnesses lasting or expected to last for 12 months or more? | 13 |
| Physical or mental health conditions  | 13 |
| disabilities  | 14 |
| If other, please specify  | 14 |
| Question 21: Do you have caring responsibilities? (If yes, please tick all that apply)  | 15 |
| carer   | 15 |

### Question 1: Firstly which of the following are you (or the person you are completing this on behalf of)?

#### Which area you



119

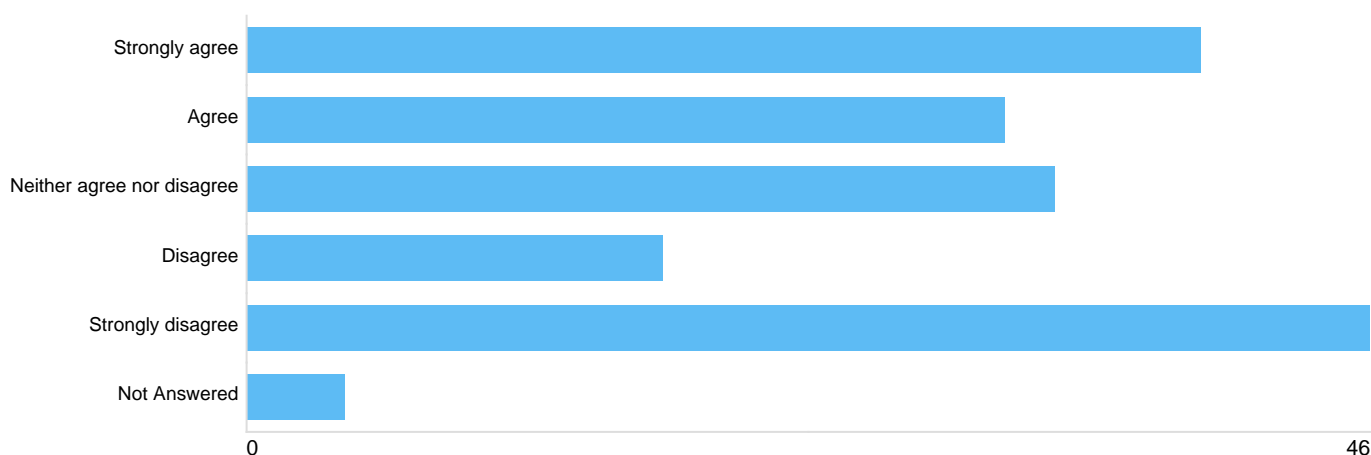
| Option                                       | Total | Percent |
|--|-------|---------|
| I am a resident of Birmingham                | 119   | 70.00%  |
| I am a current Street Trader                 | 12    | 7.06%   |
| I would like to be a Street Trader           | 5     | 2.94%   |
| I represent a local business                 | 18    | 10.59%  |
| I represent a business organisation          | 7     | 4.12%   |
| I work for Birmingham City council           | 7     | 4.12%   |
| I represent a public sector organisation     | 2     | 1.18%   |
| I represent a community group in Birmingham  | 2     | 1.18%   |
| I represent a charity in the Birmingham area | 4     | 2.35%   |
| Other  | 14    | 8.24%   |
| Not Answered                                 | 4     | 2.35%   |

#### ***Who are you - Other***

There were **15** responses to this part of the question.

### **Question 2: To what extent do you agree or disagree with the introduction of prohibited streets on current red routes, current metro routes and approved metro extension routes?**

#### ***prohibited streets***



| Option                     | Total | Percent |
|----------------------------|-------|---------|
| Strongly agree             | 39    | 22.94%  |
| Agree                      | 31    | 18.24%  |
| Neither agree nor disagree | 33    | 19.41%  |
| Disagree                   | 17    | 10.00%  |
| Strongly disagree          | 46    | 27.06%  |
| Not Answered               | 4     | 2.35%   |

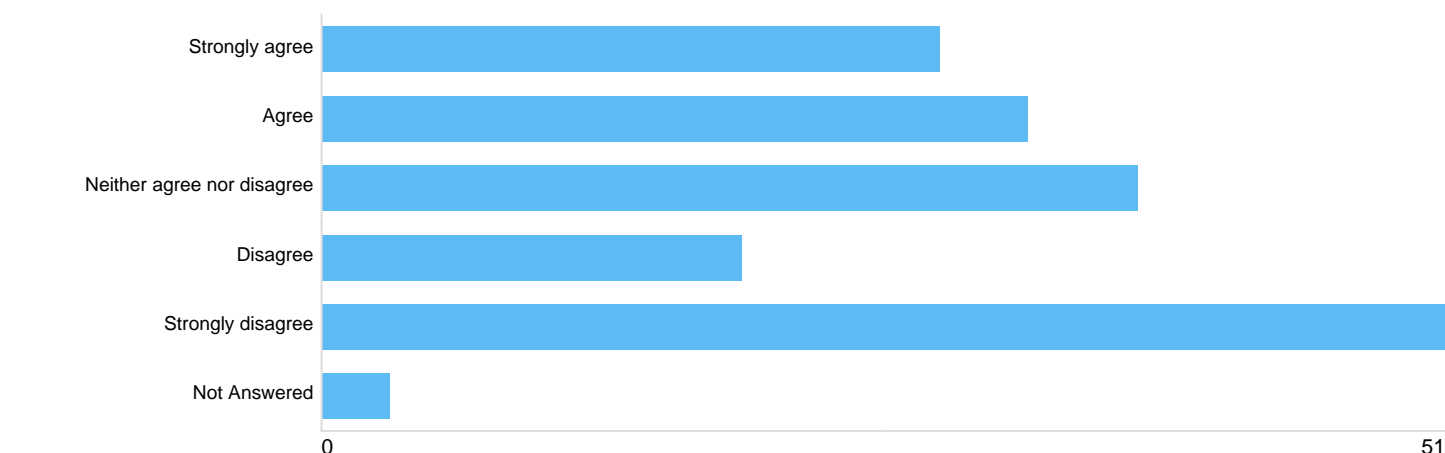
### **Question 3: What are your reasons for disagreeing with the introduction of prohibited streets on current red routes, current metro routes and approved metro extension routes?**

#### ***types of street Disagree***

There were **56** responses to this part of the question.

**Question 4: To what extent do you agree or disagree with the introduction of annual, occasional and mobile consents?**

**street trading consent**



| Option                     | Total | Percent |
|----------------------------|-------|---------|
| Strongly agree             | 28    | 16.47%  |
| Agree                      | 32    | 18.82%  |
| Neither agree nor disagree | 37    | 21.76%  |
| Disagree                   | 19    | 11.18%  |
| Strongly disagree          | 51    | 30.00%  |
| Not Answered               | 3     | 1.76%   |

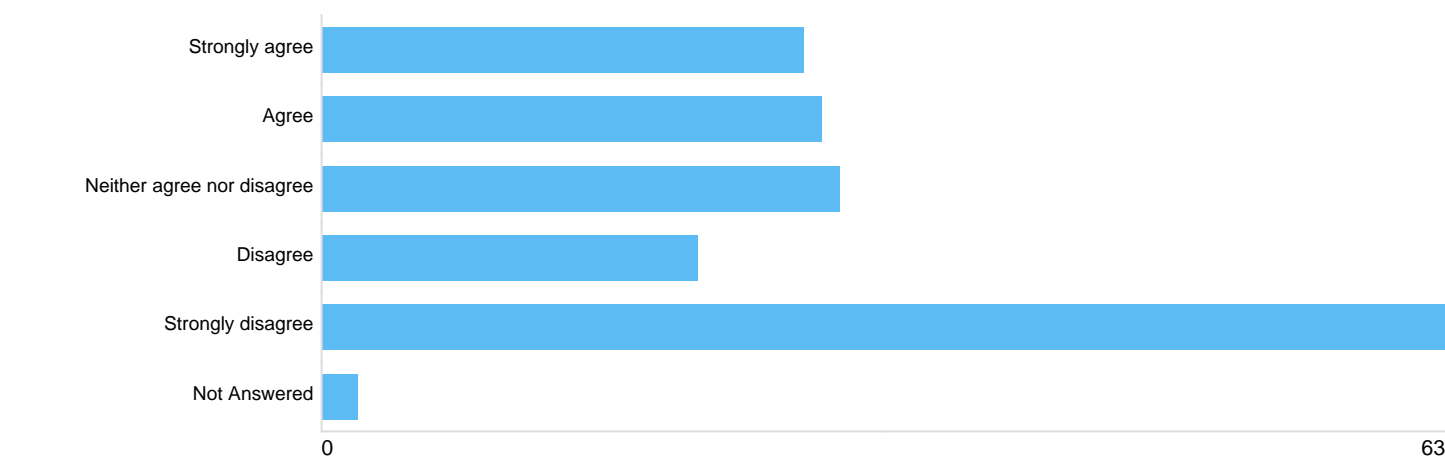
**Question 5: What are your reasons for disagreeing with the introduction of annual, occasional and mobile consents?**

**Trading consent disagree**

There were **55** responses to this part of the question.

**Question 6: To what extent do you agree or disagree that following resolution of the policy that a 6 week window should be opened to enable all interested traders to apply for a consent and that those applications should be considered at the same time against the aim of the policy and the consent considerations?**

**Implementing Policy**



| Option                     | Total | Percent |
|----------------------------|-------|---------|
| Strongly agree             | 27    | 15.88%  |
| Agree                      | 28    | 16.47%  |
| Neither agree nor disagree | 29    | 17.06%  |
| Disagree                   | 21    | 12.35%  |
| Strongly disagree          | 63    | 37.06%  |
| Not Answered               | 2     | 1.18%   |

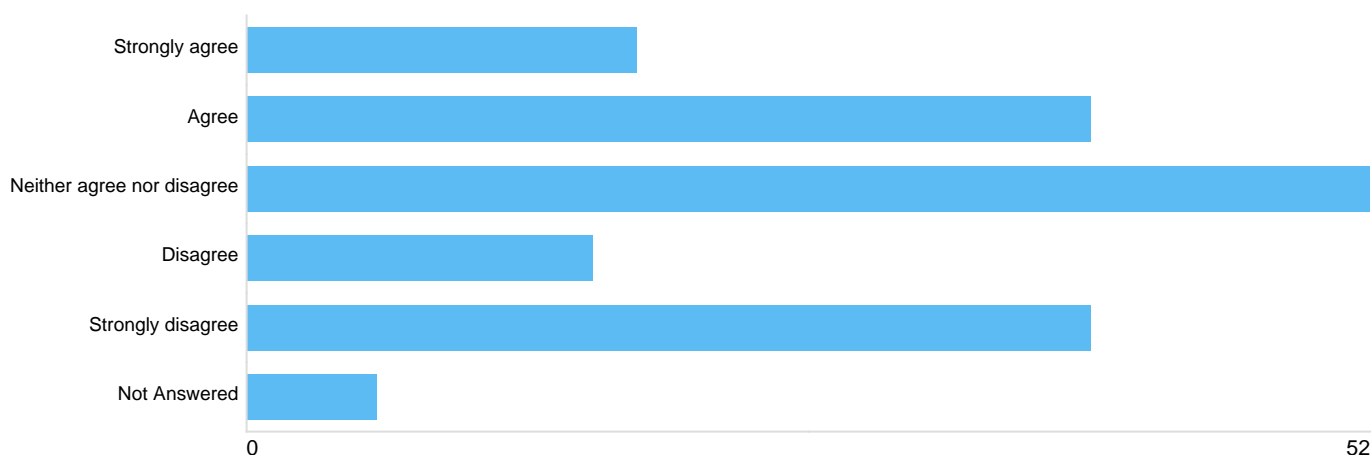
**Question 7: What are your reasons for disagreeing that following resolution of the policy that a 6 week window should be opened to enable all interested traders to apply for a consent and that those applications should be considered at the same time against the aim of the policy and the consent considerations?**

#### **Implementing Policy Disagree**

There were **68** responses to this part of the question.

**Question 8: To what extent do you agree or disagree with the listed key considerations?**

#### **Considerations**



| Option                     | Total | Percent |
|----------------------------|-------|---------|
| Strongly agree             | 18    | 10.59%  |
| Agree                      | 39    | 22.94%  |
| Neither agree nor disagree | 52    | 30.59%  |
| Disagree                   | 16    | 9.41%   |
| Strongly disagree          | 39    | 22.94%  |
| Not Answered               | 6     | 3.53%   |

**Question 9: What are your reasons for disagreeing with the listed key considerations?**

#### **Key considerations Disagree**

There were **35** responses to this part of the question.

**Question 10: Are you a food business operator?**

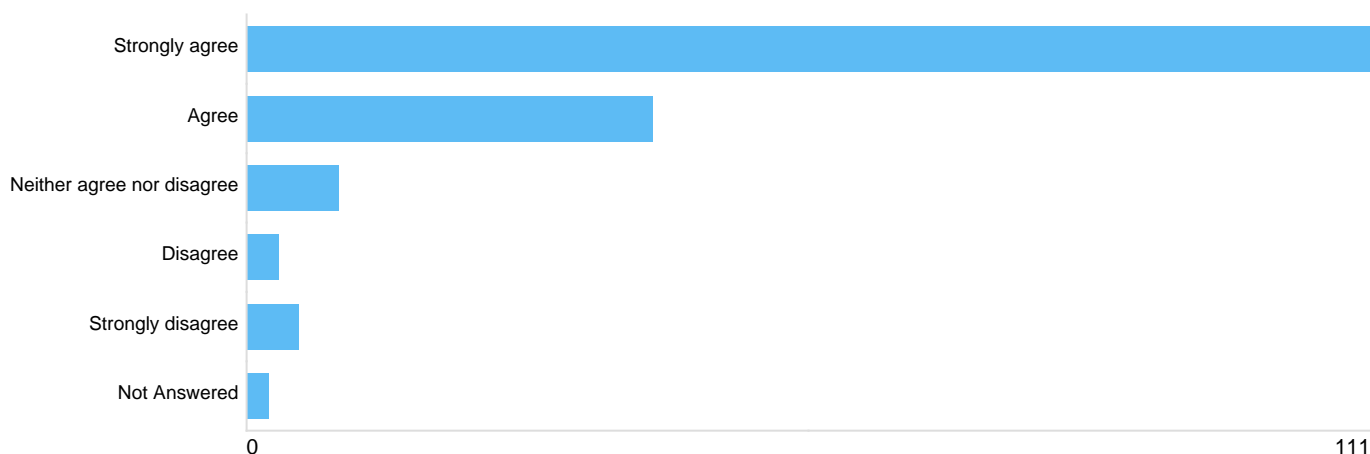
#### **Food business**



| Option       | Total | Percent |
|--------------|-------|---------|
| Yes          | 22    | 12.94%  |
| No           | 144   | 84.71%  |
| Not Answered | 4     | 2.35%   |

**Question 11: To what extent do you agree or disagree that food street trading businesses should maintain a Food Hygiene Rating of four or five?**

**food hygiene**



| Option                     | Total | Percent |
|----------------------------|-------|---------|
| Strongly agree             | 111   | 65.29%  |
| Agree                      | 40    | 23.53%  |
| Neither agree nor disagree | 9     | 5.29%   |
| Disagree                   | 3     | 1.76%   |
| Strongly disagree          | 5     | 2.94%   |
| Not Answered               | 2     | 1.18%   |

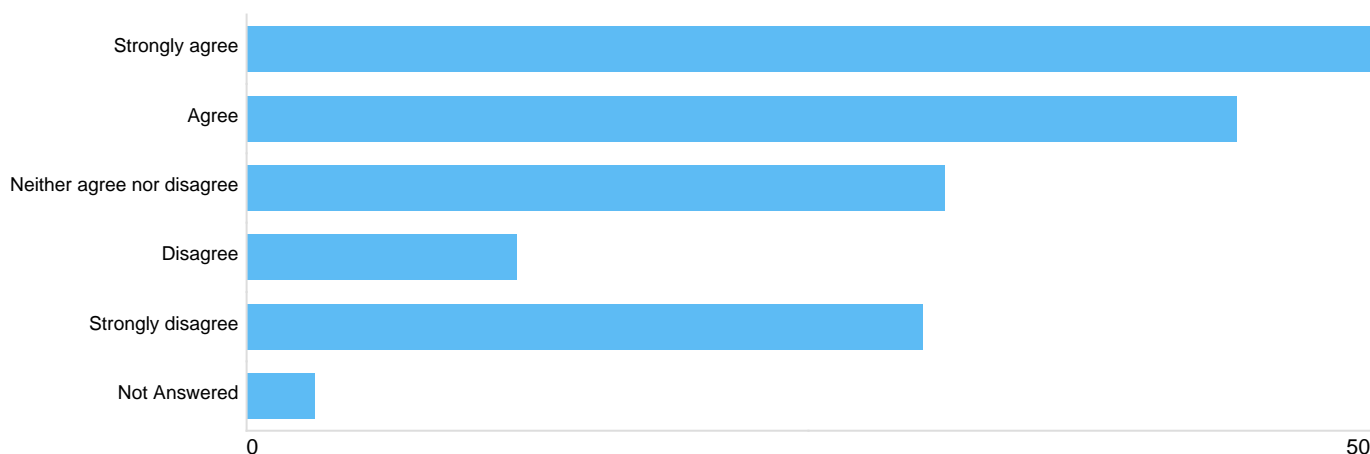
**Question 12: What are your reasons for disagreeing that food street trading businesses should maintain a Food Hygiene Rating of four or five?**

**Food Hygiene Disagree**

There were 6 responses to this part of the question.

**Question 13: To what extent do you agree or disagree that Birmingham City Council should introduce a Street Trading Policy that complements the current city infrastructure and enhances the retail offer in Birmingham?**

**Street Trading Policy**



| Option                     | Total | Percent |
|----------------------------|-------|---------|
| Strongly agree             | 50    | 29.41%  |
| Agree                      | 44    | 25.88%  |
| Neither agree nor disagree | 31    | 18.24%  |
| Disagree                   | 12    | 7.06%   |
| Strongly disagree          | 30    | 17.65%  |
| Not Answered               | 3     | 1.76%   |

**Question 14: What are your reasons for disagreeing that Birmingham City Council should introduce a Street Trading Policy that complements the current city infrastructure and enhances the retail offer in Birmingham?**

***Street Trading Policy Disagree***

There were **34** responses to this part of the question.

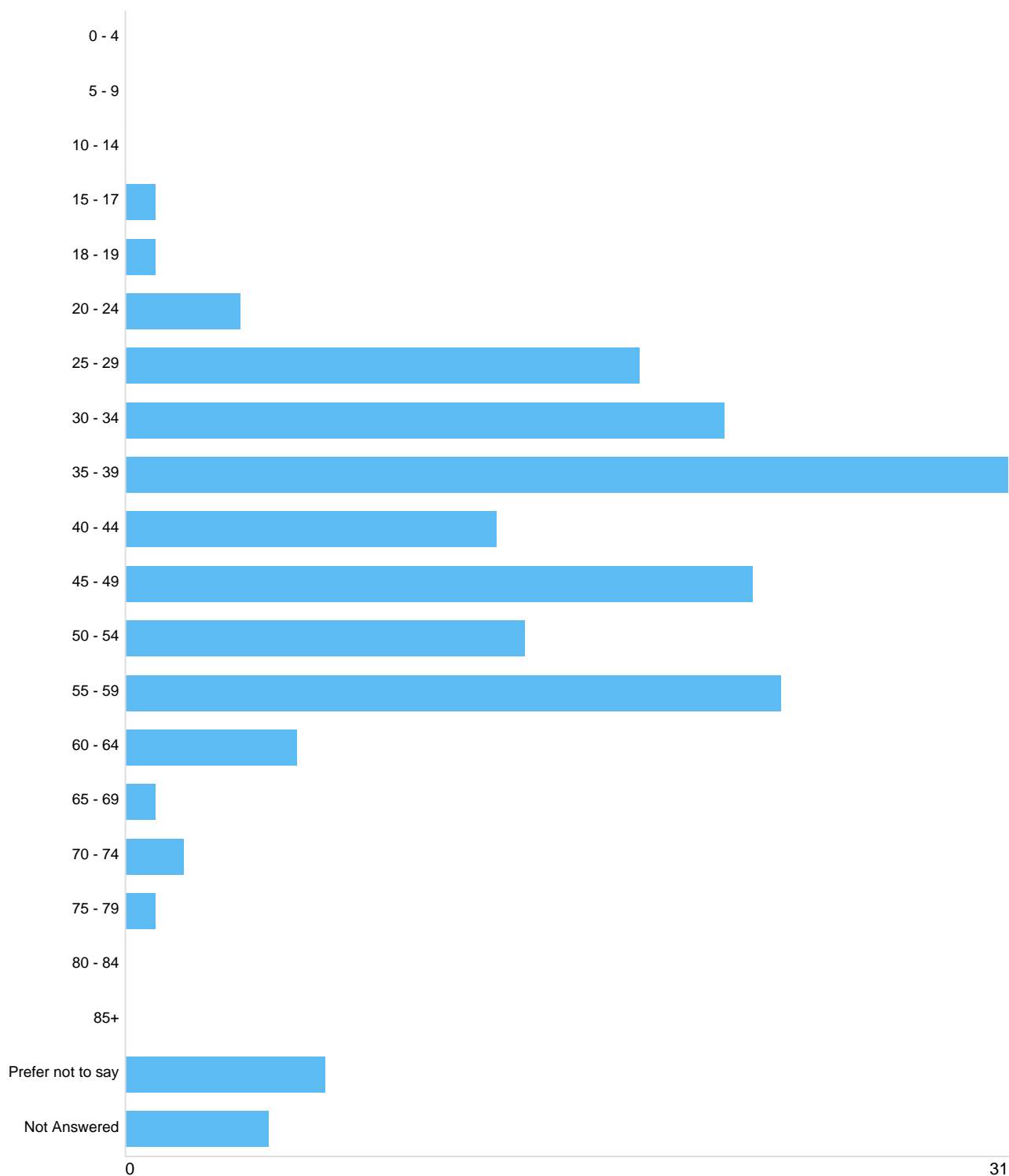
**Question 15: If you have any other comments you would like to make about the Draft Street Trading Policy 2020 that have not already been covered please add them below?**

***Further Comments***

There were **76** responses to this part of the question.

**Question 16: Age: Which age group applies to you?**

Age



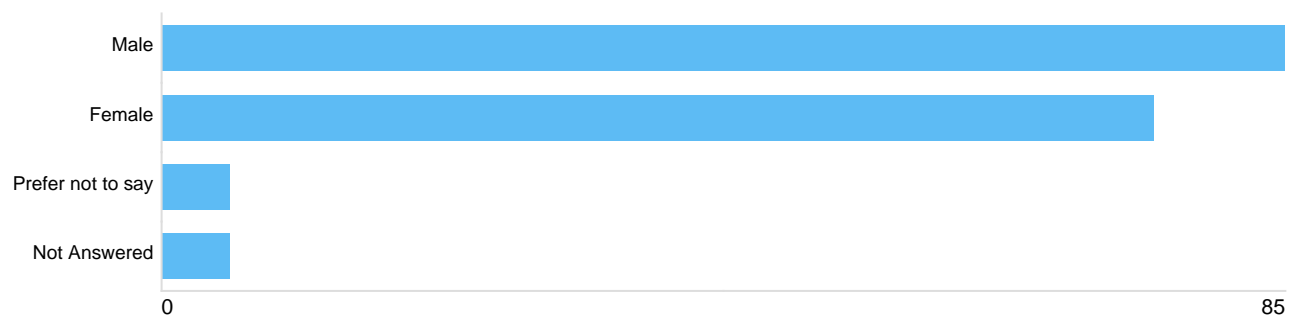
31



| Option            | Total | Percent |
|-------------------|-------|---------|
| 0 - 4             | 0     | 0%      |
| 5 - 9             | 0     | 0%      |
| 10 - 14           | 0     | 0%      |
| 15 - 17           | 1     | 0.59%   |
| 18 - 19           | 1     | 0.59%   |
| 20 - 24           | 4     | 2.35%   |
| 25 - 29           | 18    | 10.59%  |
| 30 - 34           | 21    | 12.35%  |
| 35 - 39           | 31    | 18.24%  |
| 40 - 44           | 13    | 7.65%   |
| 45 - 49           | 22    | 12.94%  |
| 50 - 54           | 14    | 8.24%   |
| 55 - 59           | 23    | 13.53%  |
| 60 - 64           | 6     | 3.53%   |
| 65 - 69           | 1     | 0.59%   |
| 70 - 74           | 2     | 1.18%   |
| 75 - 79           | 1     | 0.59%   |
| 80 - 84           | 0     | 0%      |
| 85+               | 0     | 0%      |
| Prefer not to say | 7     | 4.12%   |
| Not Answered      | 5     | 2.94%   |

#### Question 17: Sex/Gender: What is your sex?

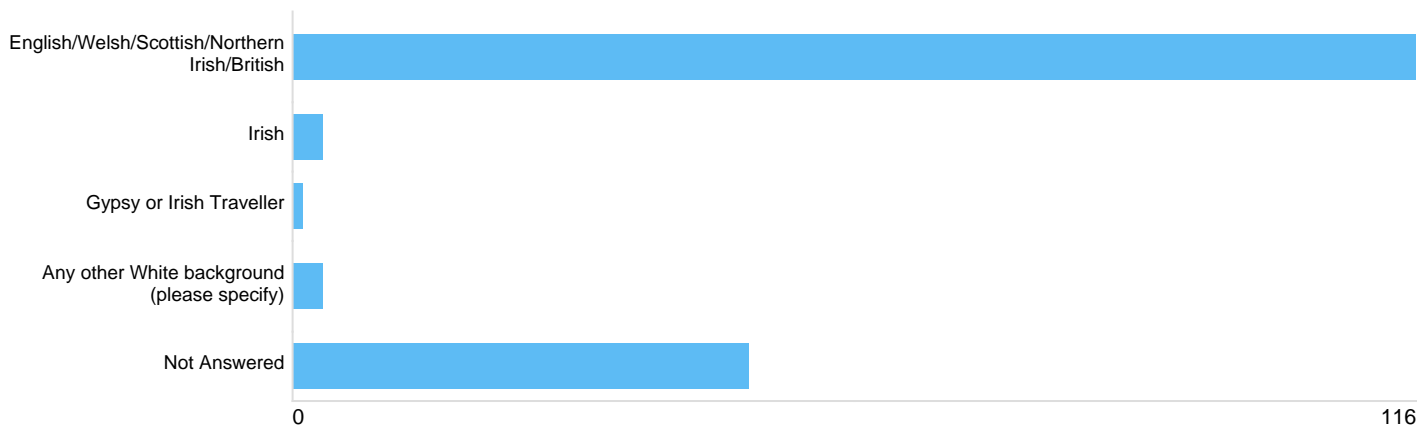
*gender*



| Option            | Total | Percent |
|-------------------|-------|---------|
| Male              | 85    | 50.00%  |
| Female            | 75    | 44.12%  |
| Prefer not to say | 5     | 2.94%   |
| Not Answered      | 5     | 2.94%   |

### Question 18: Ethnicity: What is your ethnic group?

#### ***Ethnicity White***




| Option  | Total | Percent |
|---|-------|---------|
| English/Welsh/Scottish/Northern Irish/British | 116   | 68.24%  |
| Irish   | 3     | 1.76%   |
| Gypsy or Irish Traveller                      | 1     | 0.59%   |
| Any other White background (please specify)   | 3     | 1.76%   |
| Not Answered                                  | 47    | 27.65%  |

#### ***Ethnicity Other White***

There were **8** responses to this part of the question.

#### ***Ethnicity Mixed/Multiple***

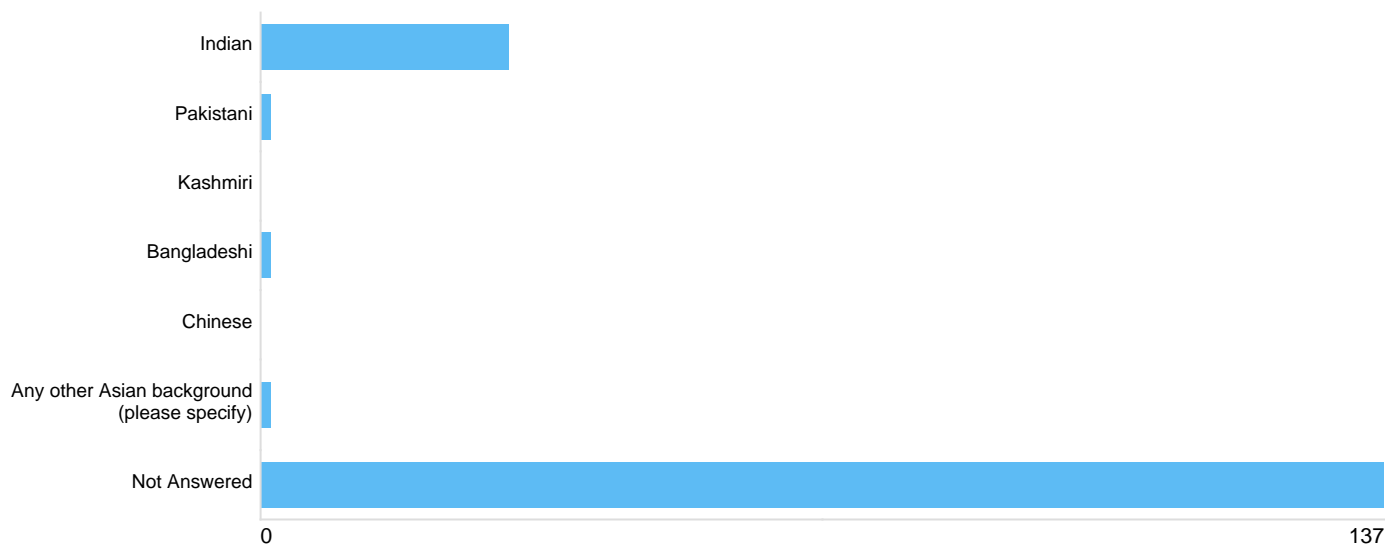


| Option                                      | Total | Percent |
|---|-------|---------|
| White and Black Caribbean/African           | 5     | 2.94%   |
| White and Asian                             | 3     | 1.76%   |
| Any other Mixed background (please specify) | 0     | 0%      |
| Not Answered                                | 162   | 95.29%  |

#### ***Ethnicity Other Mixed/multiple***

There was **1** response to this part of the question.

### ***Ethnicity Asian/Asian British***



| Option                                      | Total | Percent |
|---|-------|---------|
| Indian                                      | 30    | 17.65%  |
| Pakistani                                   | 1     | 0.59%   |
| Kashmiri                                    | 0     | 0%      |
| Bangladeshi                                 | 1     | 0.59%   |
| Chinese                                     | 0     | 0%      |
| Any other Asian background (please specify) | 1     | 0.59%   |
| Not Answered                                | 137   | 80.59%  |

### ***Ethnicity Asian/Asian British Other***

There was 1 response to this part of the question.

### ***Ethnicity Black/African/Caribbean/Black British***



| Option  | Total | Percent |
|---|-------|---------|
| African   | 0     | 0%      |
| Caribbean   | 0     | 0%      |
| Any other Black/African/Caribbean background (please specify) | 0     | 0%      |
| Not Answered  | 170   | 100.00% |

### ***Ethnicity Black African/Caribbean/Black British Other***


There were 0 responses to this part of the question.

**Ethnicity Other Ethnic Group**

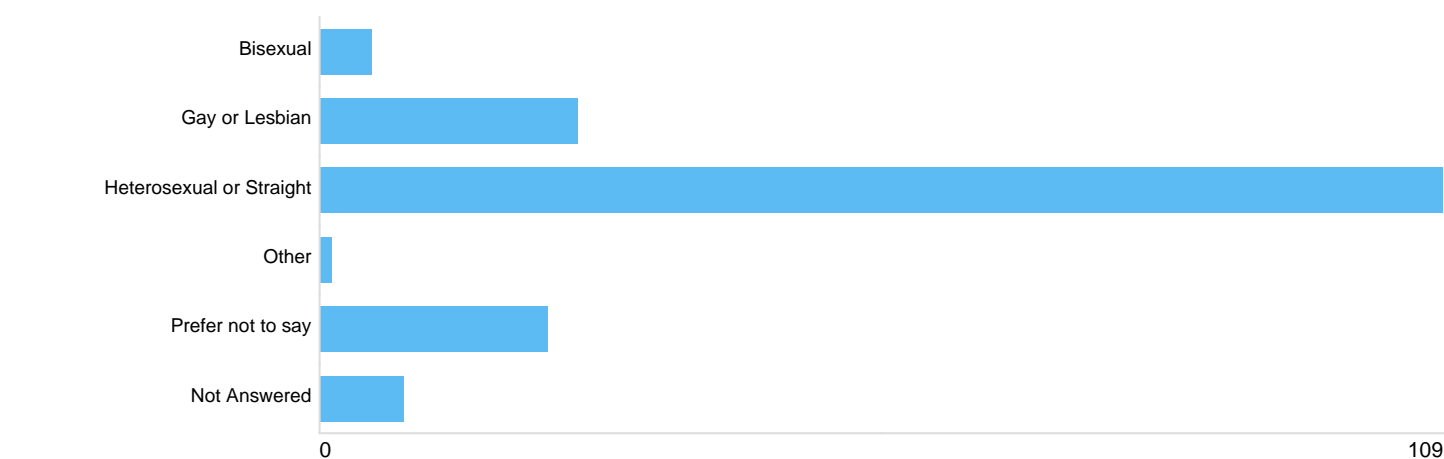
| Option                                  | Total | Percent |
|---|-------|---------|
| Arab                                    | 1     | 0.59%   |
| Any other ethnic group (please specify) | 0     | 0%      |
| Not Answered                            | 169   | 99.41%  |

**Ethnicity Other ethnic group - Other**

There were 0 responses to this part of the question.

**Ethnicity - prefer not to say**

| Option            | Total | Percent |
|-------------------|-------|---------|
| Prefer not to say | 8     | 4.71%   |
| Not Answered      | 162   | 95.29%  |

**Question 19: Sexual Orientation: What is your Sexual Orientation?****Sexual Orientation**

| Option                   | Total | Percent |
|--------------------------|-------|---------|
| Bisexual                 | 5     | 2.94%   |
| Gay or Lesbian           | 25    | 14.71%  |
| Heterosexual or Straight | 109   | 64.12%  |
| Other                    | 1     | 0.59%   |
| Prefer not to say        | 22    | 12.94%  |
| Not Answered             | 8     | 4.71%   |

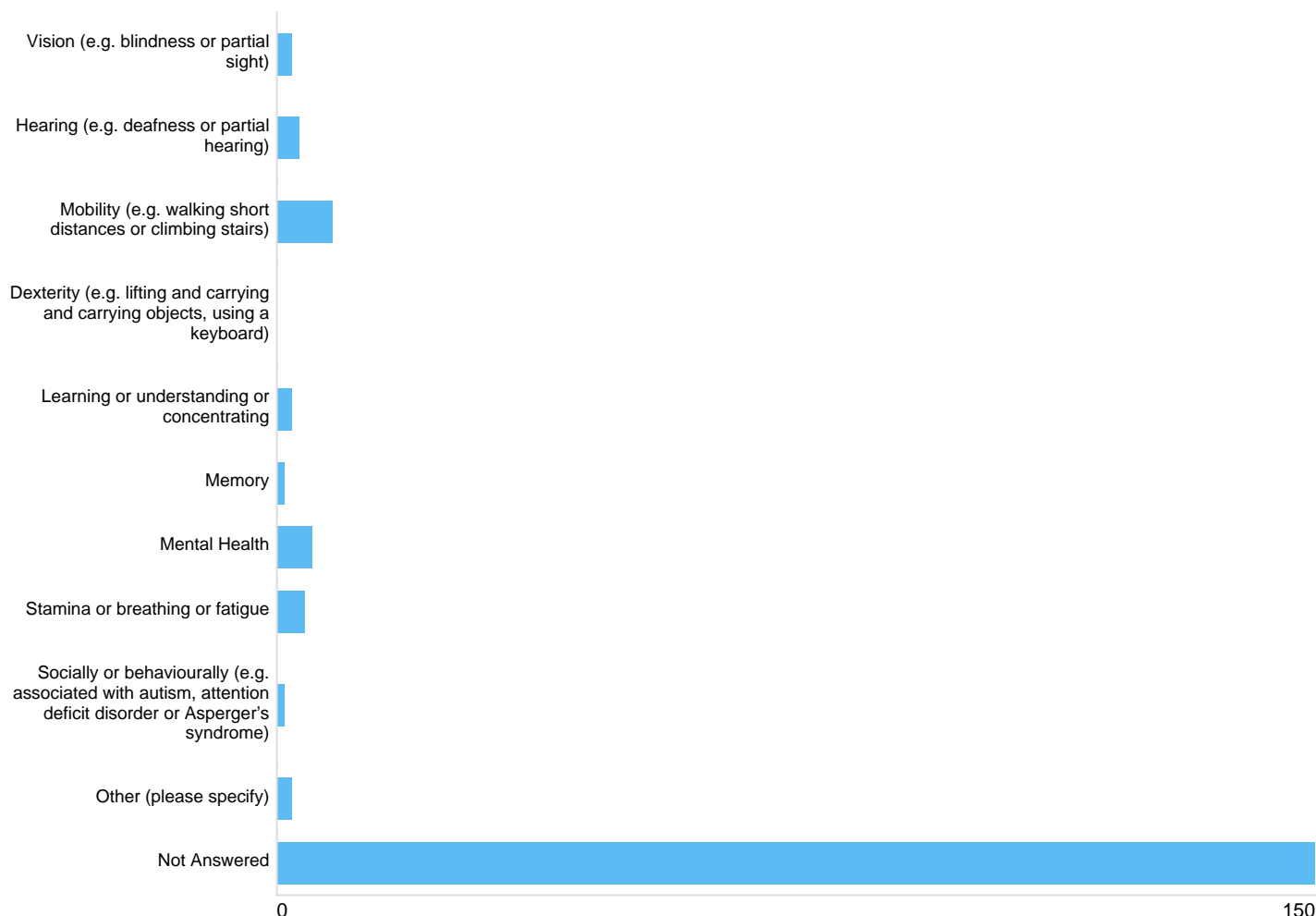
**Question 20: Disability: Do you have any physical or mental health conditions or illnesses lasting or expected to last for 12 months or more?**

***Physical or mental health conditions***



| Option            | Total | Percent |
|-------------------|-------|---------|
| Yes               | 15    | 8.82%   |
| No                | 135   | 79.41%  |
| Prefer not to say | 11    | 6.47%   |
| Not Answered      | 9     | 5.29%   |

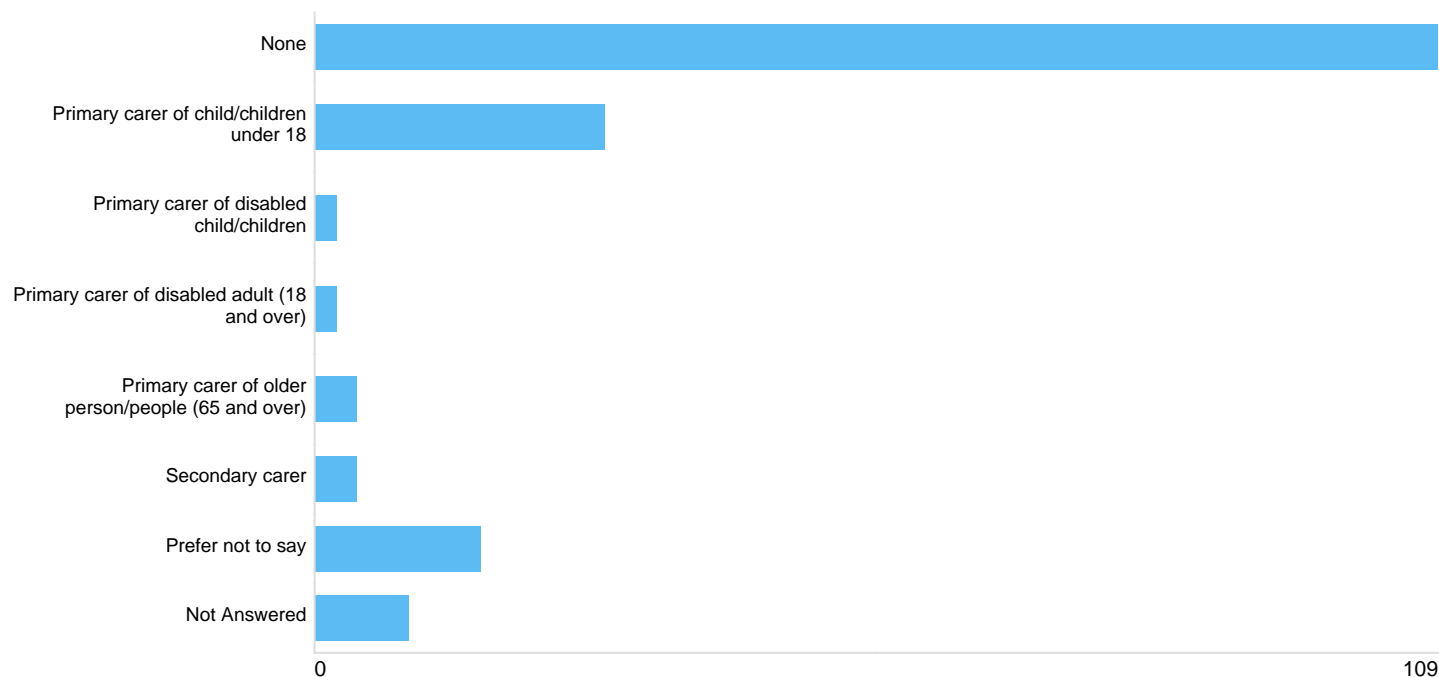
#### disabilities



| Option   | Total | Percent |
|--|-------|---------|
| Vision (e.g. blindness or partial sight)   | 2     | 1.18%   |
| Hearing (e.g. deafness or partial hearing)   | 3     | 1.76%   |
| Mobility (e.g. walking short distances or climbing stairs)   | 8     | 4.71%   |
| Dexterity (e.g. lifting and carrying and carrying objects, using a keyboard)                               | 0     | 0%      |
| Learning or understanding or concentrating   | 2     | 1.18%   |
| Memory   | 1     | 0.59%   |
| Mental Health  | 5     | 2.94%   |
| Stamina or breathing or fatigue  | 4     | 2.35%   |
| Socially or behaviourally (e.g. associated with autism, attention deficit disorder or Asperger's syndrome) | 1     | 0.59%   |
| Other (please specify)   | 2     | 1.18%   |
| Not Answered   | 150   | 88.24%  |

#### If other, please specify

There were 3 responses to this part of the question.

**Question 21: Do you have caring responsibilities? (If yes, please tick all that apply)***carer*

| Option   | Total | Percent |
|--|-------|---------|
| None   | 109   | 64.12%  |
| Primary carer of child/children under 18           | 28    | 16.47%  |
| Primary carer of disabled child/children           | 2     | 1.18%   |
| Primary carer of disabled adult (18 and over)      | 2     | 1.18%   |
| Primary carer of older person/people (65 and over) | 4     | 2.35%   |
| Secondary carer                                    | 4     | 2.35%   |
| Prefer not to say                                  | 16    | 9.41%   |
| Not Answered                                       | 9     | 5.29%   |