

# Birmingham Health and Wellbeing Board Covid-19 Update

19/01/2020



# National context

- National view rates have peaked and now starting to see some early of signs of decline, however rates in the >60yrs continues to rise. However still significantly higher than end of Nov. lockdown which only kept rates low for 3-4 weeks.
- % of positive tests is declining which is good news.
- Focus on getting people who are not able to work from home to test regularly with LFD, keen to see priority access for essential workers.
- Hospitalisation is increasing in all areas and deaths continue to rise. Nationally around 45% of all hospital beds are occupied by Covid patients.
- National roll out of vaccination continues focusing on vaccinating the priority groups to prevent death and hospitalisation.

### **.Gov Dashboards Public Position (07/01-13/01)**

724 cases/100K population (-4%)

635 cases/100K >60yrs case rate (+1%)

743 cases/100K 0-59yrs case rate

Case rate is highest in the over 90yr age group, but this is a small population in the city (1049 cases/100K)

The 2<sup>nd</sup> highest case rate is among 35-39yrs (1034 cases/100K)

Case rate rise in school age children are stabilising

### **.Gov Testing Data (17/01)**

- PCR tests – 41,681 tests over last 7 days, 22% +ve
- Lateral Flow tests – 16,960 tests over last 7 days

### **NHS Dashboards Position (10/01-16/01)**

- 691.1 cases/100K population
- 7,891 cases in last 7 days (-12%)

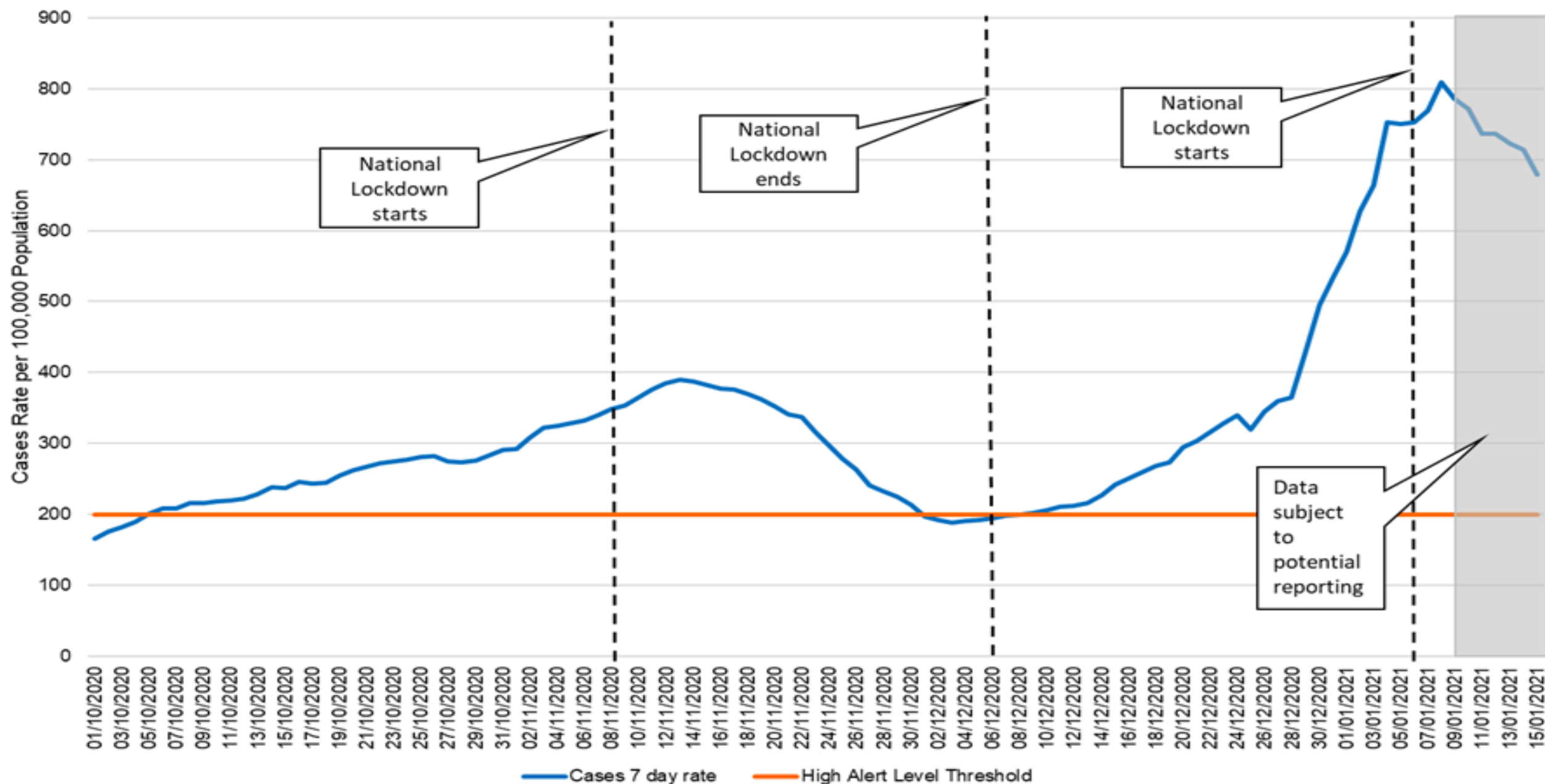
### **.Gov Healthcare Daily Position (10/01)**

- UHBFT
  - 102 admissions (10/01)
  - 801 inpatients (12/01)
  - 126 patients on mechanical ventilation (12/01)
- SWBHT
  - 47 admissions (10/01)
  - 363 inpatients (12/01)
  - 34 patients in mechanical ventilation (12/01)

### **.Gov Death Data (13/01)**

- 89 deaths within 60 days of a +ve Covid test between 11-17<sup>th</sup> Jan, cumulative deaths to date 1,850
- 40 deaths with C-19 mentioned on the death certificate in week ending 1<sup>st</sup> Jan, cumulative deaths to date 1,785

Birmingham Cases Rate per 100,000 Population: 7 day rolling rate benchmarked against alert level thresholds



# Symptomatic Test Locations

## Drive-through facilities

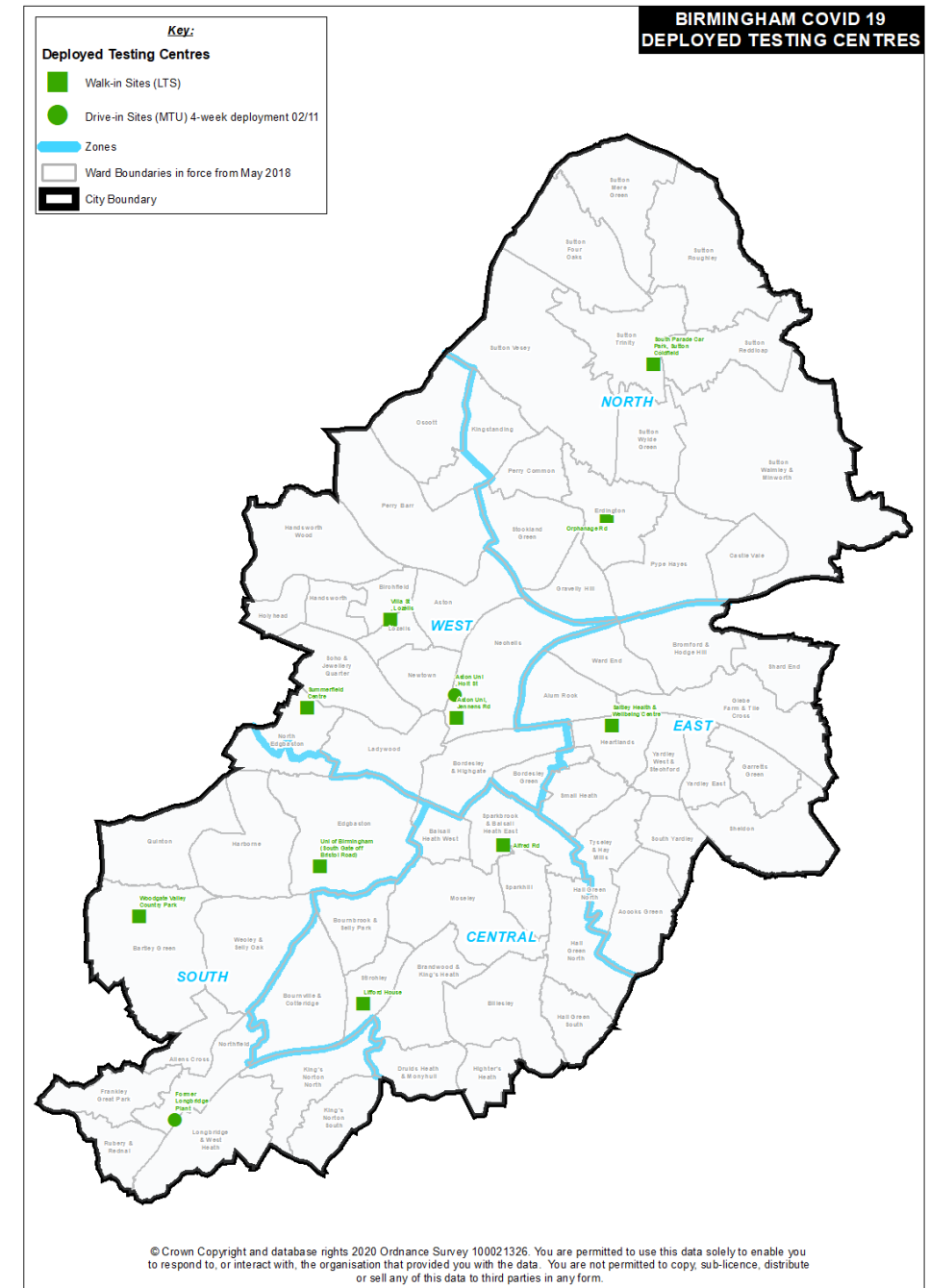
From the 2nd November, it is planned that only 1 Mobile Testing Unit (MTU) will be deployed in the city centre with a 2nd unit in a suburban location.

Tests can be booked through the NHS website or by ringing 119

## Walk-through facilities

1. Villa St Lozells
2. South Parade Sutton Coldfield
3. University of B/ham Selly Oak South Gate Car Park
4. Summerfield Community Sports Centre
5. Woodgate Valley Country Park
6. Saltley Health & Wellbeing Centre
7. Alfred Rd Car Park Sparkbrook
8. Aston University Car Park 6, Coleshill St
9. Lifford House, 45 Fordhouse Lane, Stirchley
10. 7 Capital Erdington, Orphanage Rd

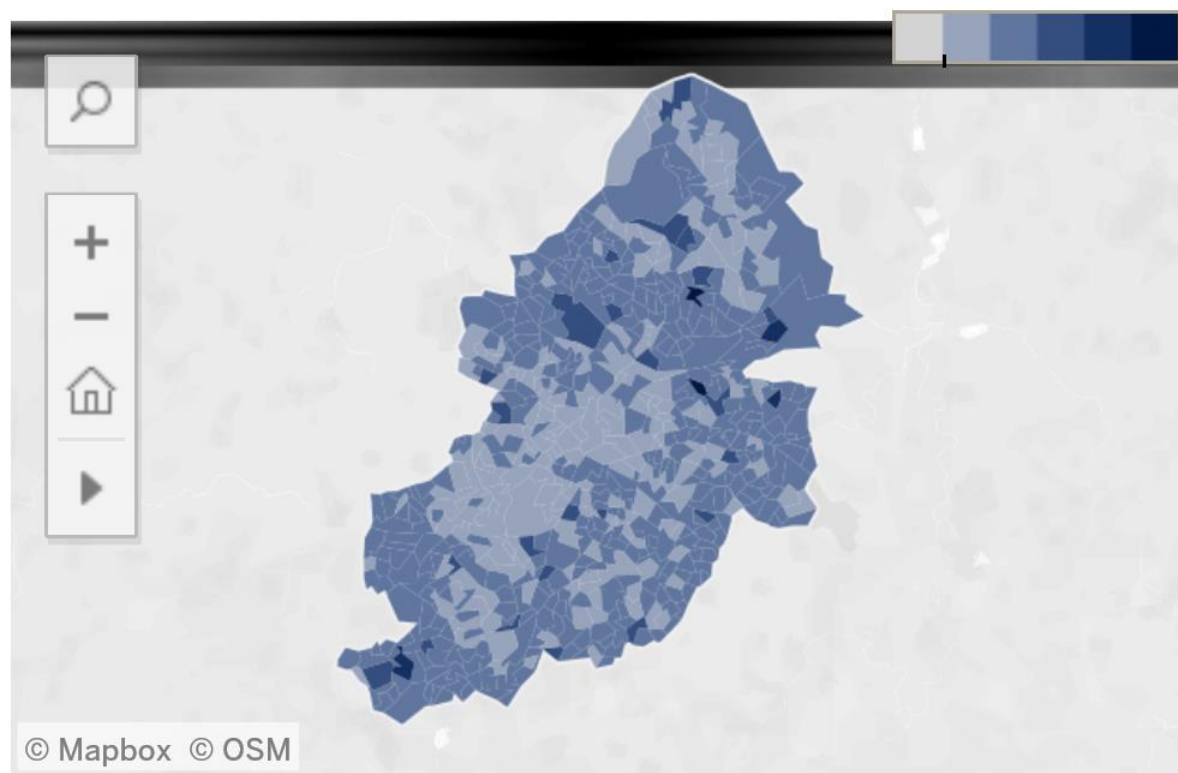
**Making a positive difference** everyday to people's lives



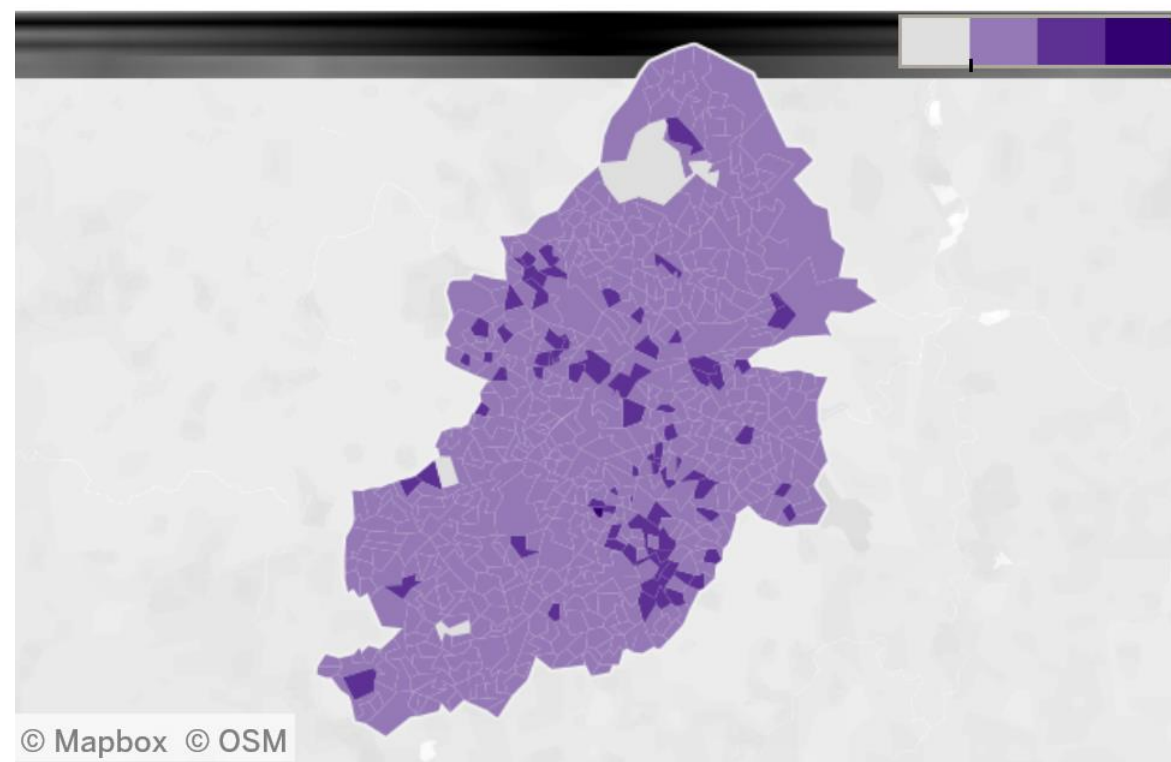


# Pillar 2 testing by LSOA (PCR tests only, 7 days up to Jan 15<sup>th</sup>)

7-day rate of total Pillar 2 tests LSOA  
(per 100K population) Range 0.8K to 12.5K

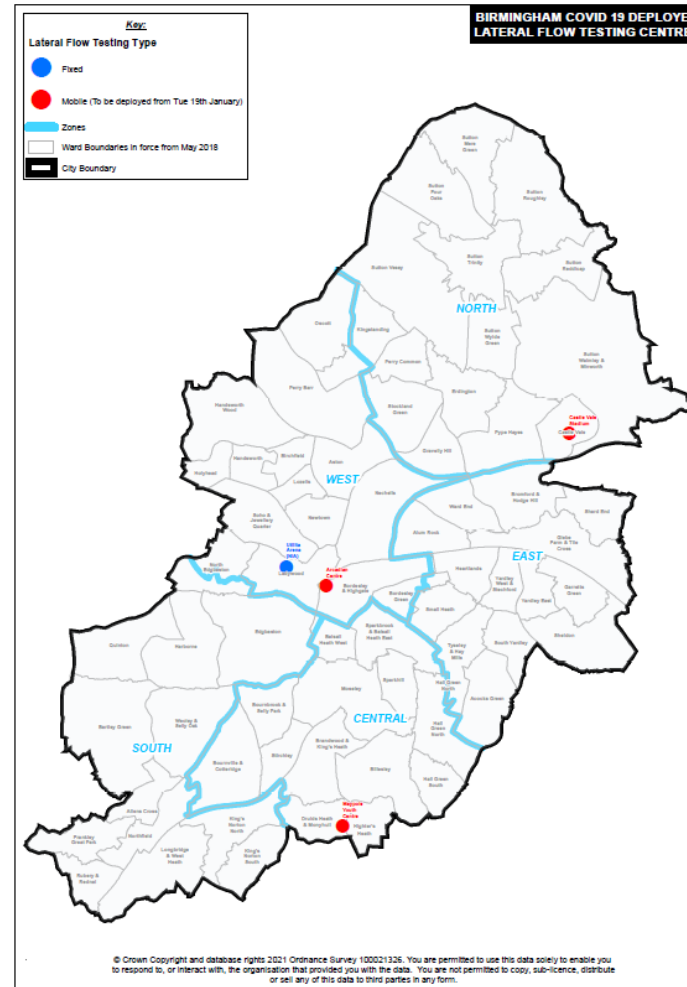


7-day rate of positive Pillar 2 tests LSOA  
(per 100K population) Range 0.0 to 3,238.9



# Lateral Flow Testing (Asymptomatic testing)

- Lateral flow testing is now offered through a large hub site at the Utilita Arena, three mobile spoke sites and community pharmacies in Birmingham. The Arena offers a walk up services with a fast track for public sector staff, other sites are booked appointments through the Council website.
- We are working with a series of workplaces and community providers to establish spoke sites in large workplaces and integrated into vulnerable adult services.
- National government is responsible for direct provision of lateral flow testing in education settings, care homes and NHS settings and a specific group of national businesses. The Council is supporting roll out in these settings with training webinars and shortly will launch face to face testing.
- We recognise there is poor uptake in Sutton Coldfield and the Local Pharmacy Committee to help encourage participation in these wards from community pharmacies.



## Birmingham Lateral Flow Device (LFD) Test Locations 11th January 2021

### Legend

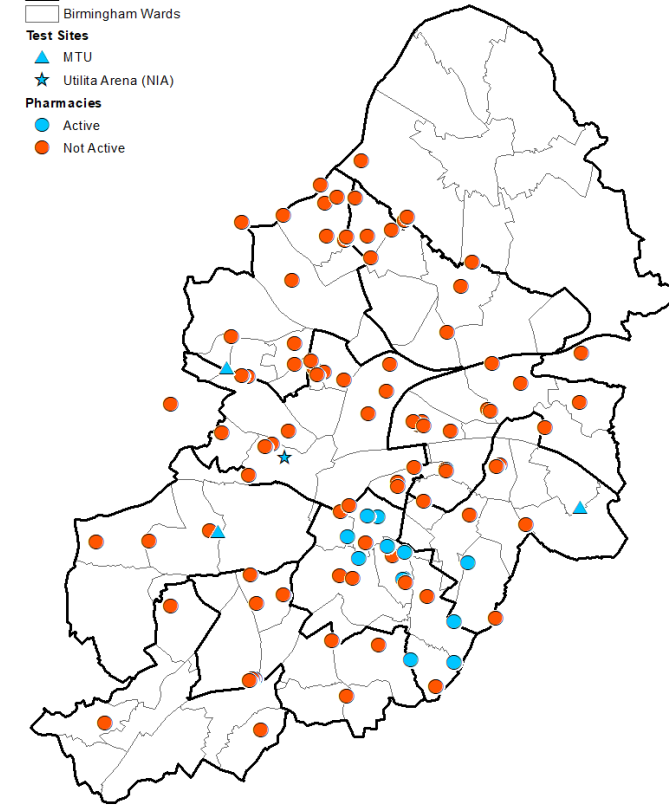
□ Birmingham Constituencies  
□ Birmingham Wards

### Test Sites

▲ MTU  
★ Utilita Arena (NIA)

### Pharmacies

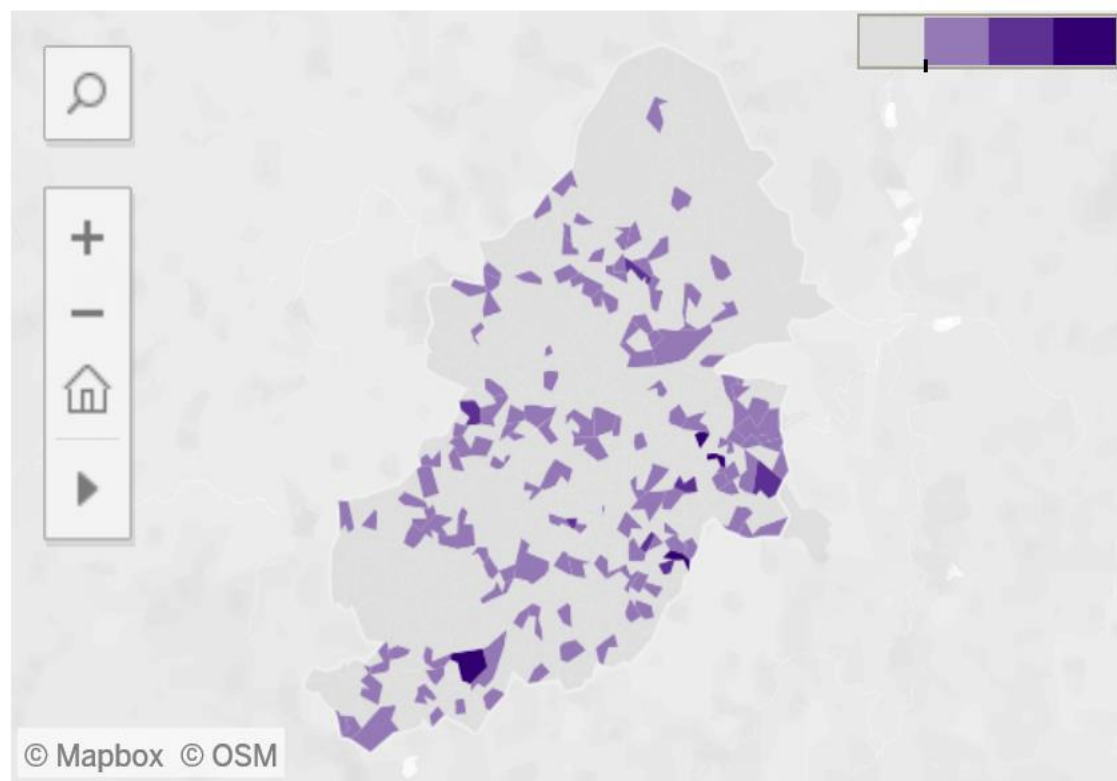
● Active  
● Not Active



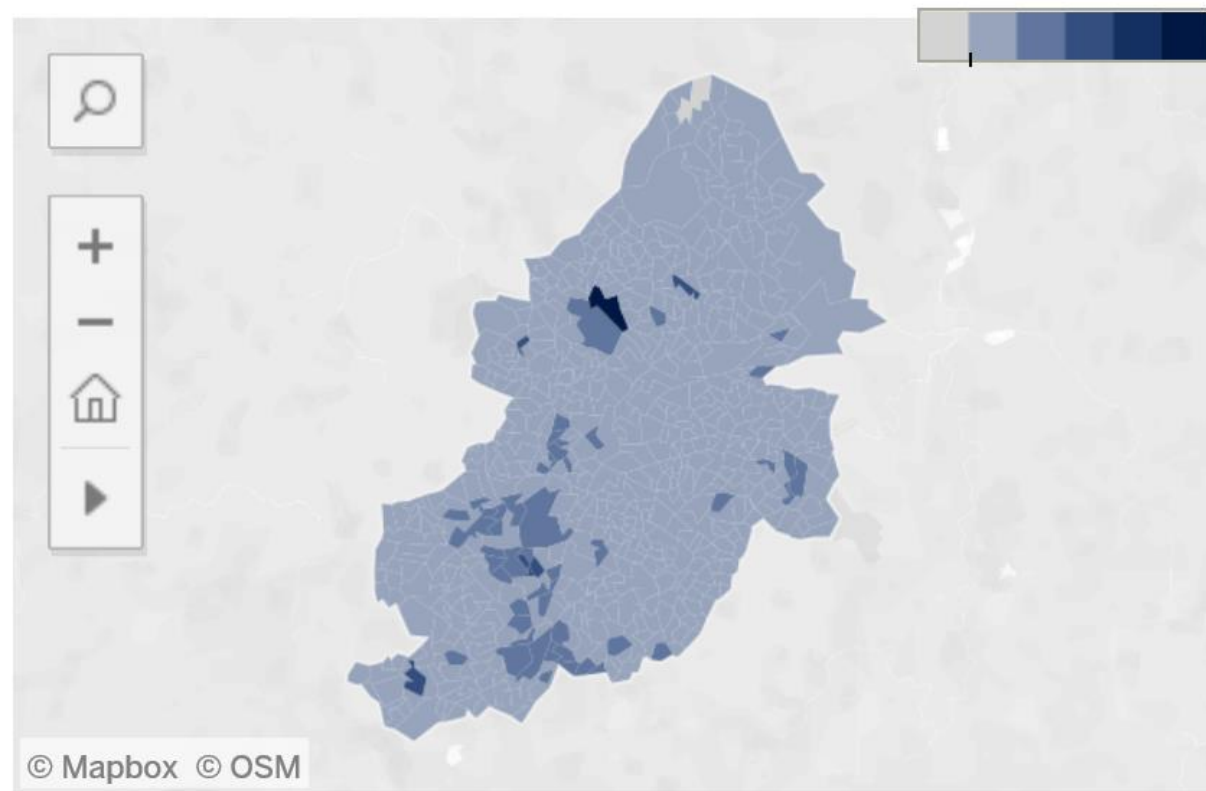
Source: Central Health Solutions produced 11th January 2021.  
Produced by Birmingham Public Health Division (2021).  
© Crown copyright and database rights 2021 Ordnance Survey 100021326.

# Pillar 2 testing by LSOA (LFD tests only, 7 days up to Jan 10<sup>th</sup>)

7-day rate of positive Pillar 2 tests LSOA  
(per 100K population) Range 0.0 to 436.0



7-day rate of total Pillar 2 tests LSOA  
(per 100K population) Range 0.0K to 8.1K





# Covid Community Champions & Community Engagement

- Birmingham Covid Champions programme aims to create clarity where there is confusion and opportunities for citizens to take action in local communities to contain Covid in our city.
- Objectives – recruit up to 1,500 volunteers to become Covid Champions
- Provide e-learning modules, webinars, text cascades and whatsapp support
- Weekly key message & FAQ for champions
- Utilise feedback from Champions to inform local strategy

## Progress to date

579 champions recruited to date

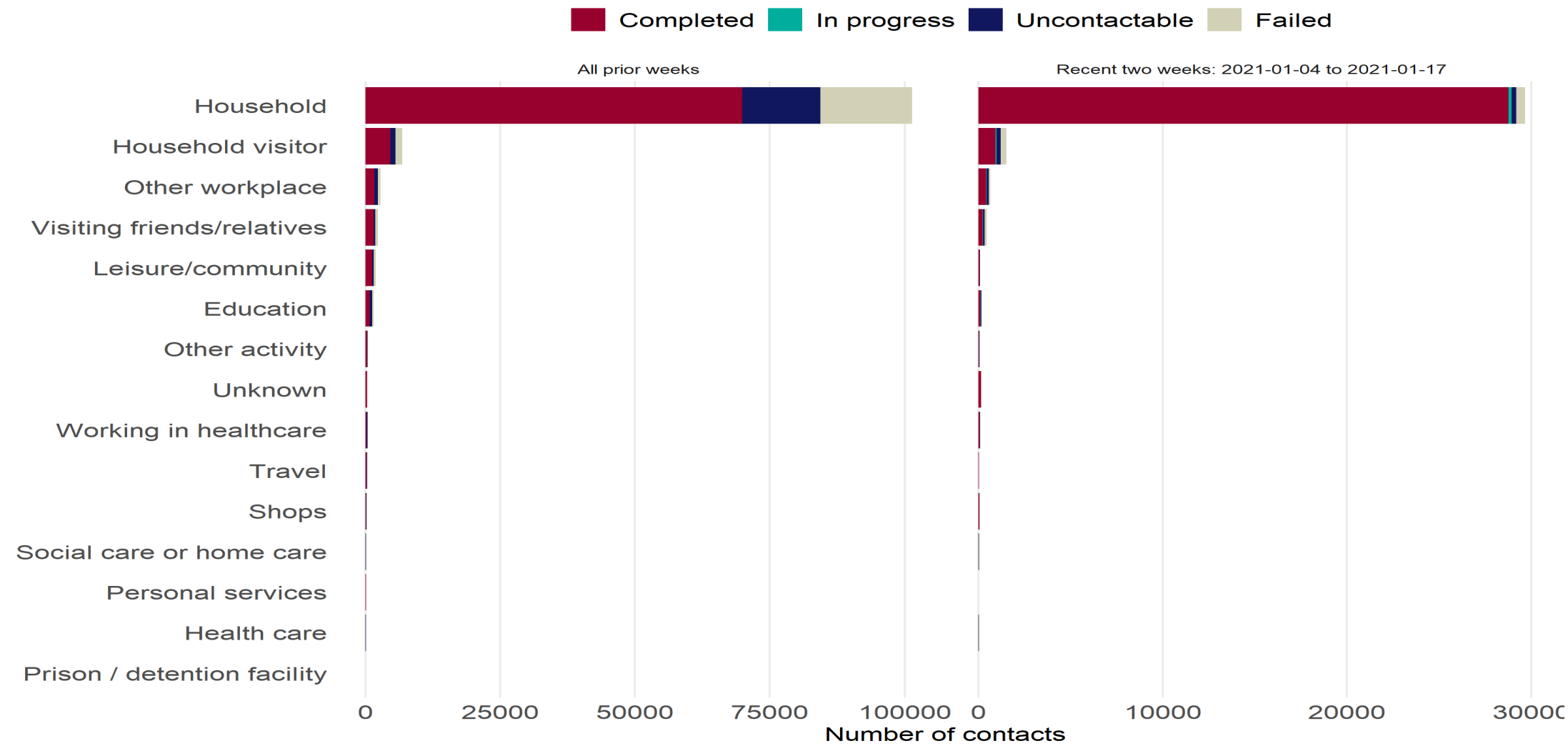
Weekly meetings with faith leaders

Commissioned 19 targeted engagement communities partners

# Local Enhanced Contact Tracing

- There has been an introduction of a new algorithm with DHSC for cases lost to follow up or not contacted based on working with contact centre and local follow up of uncontactable cases, this has been successful with over 80% of cases handed over and face to face follow up is launching this week with the support of West Midlands Fire Service.
- The majority of contacts identified through contact tracing come from household contacts followed by household visitors and then workplaces.

# Contacts by exposure/activity setting and current contact tracing outcome in Birmingham (May 28 2020 to January 17th 2020) Data has been collected by NHS Track & Trace (NTAT)



# Vaccination Planning

- The NHS are planning the logistics of mass vaccination for C-19 vaccine. This is based on three potential vaccine models: single dose, double dose close together, double dose far apart, and whether refrigeration is required.
- Current approved vaccine is double dose, about a month apart, requires refrigeration and requires a vaccine free period prior to administration.
- NHS vaccine hubs are being coordinated by UHBT on behalf of local system
- Prioritisation is >80yr olds, care workers and NHS staff. National announcement of extension to >70yr priority groups and Clinically Extremely vulnerable this week.
- Primary care network roll out of the vaccine have started and are scaling up.
- The CCG have set up a new website with FAQ - <https://www.birminghamandsolihullcovidvaccine.nhs.uk/what-you-need-to-know/>
- Vaccination sites are now listed publicly at <https://www.england.nhs.uk/coronavirus/publication/vaccination-sites/>

**[birmingham.gov.uk/futurecouncil](https://www.birmingham.gov.uk/futurecouncil)**



**@BhamCityCouncil**



**@birminghamcitycouncil**



**@birminghamcitycouncil**

