

Proposals to introduce Emission Standards for Taxi and Private Hire Vehicles: Summary report

This report was created on Monday 12 June 2017 at 09:06.

The consultation ran from 01/03/2017 to 09/06/2017.

Contents

Question 1: What is your name?	2
Name	2
Question 2: What is your address?	2
Address	2
Question 3: What is your email address?	2
Email	2
Question 4: Please describe yourself by choosing one of the following. Are you a:	3
Occupation	3
Question 5: Do you understand that the reason for the proposed policy is because of the impact that pollution is having on the health of people who live and work in Birmingham?	3
Impact of pollution	3
Question 6: If you are a vehicle owner, would the proposed changes to licensing policy require you to update your vehicle(s)? If you are not a vehicle owner please select 'Not a vehicle owner'	4
Update vehicle	4
Question 7: The draft policy sets out proposals to remove the oldest vehicles that emit the highest levels of pollution first. Do you agree that this is the right approach?	4
In agreement	4
Question 8: If you have answered no to the last question, what criteria do you think should be used to decide which vehicles should be removed first?	4
Criteria	4
Question 9: Do you think that the proposals allow sufficient time for vehicle owners to update their vehicles to meet the emission standards?	5
Time	5
Question 10: If you answered no to the last question, what deadlines do you think we should apply in order to ensure that Birmingham meets the minimum Clean Air Zone standards of Euro 4 for petrol vehicles and Euro 6 for diesel vehicles by 2019?	5
deadline	5
Question 11: Do you agree with the age policy that we have proposed that would take effect in 2021 of 14 years for hackney carriages and 8 years for private hire vehicles?	5
Age policy agreement	5
Question 12: If you answered the last question to say that there should be different age limits, what age limits would you suggest?	5
Age limits	5
Question 13: The most significant impact of the proposals is likely to be felt by hackney carriage owners due to the limited choice of suitable ultra-low emission vehicles on the market and the cost of buying a new hackney carriage. One option that has been put forward is that Birmingham should consider licensing a mixed fleet of wheelchair accessible 'London style' cabs and saloon vehicles as hackney carriages? Would you be in favour of this proposal?	6
Mixed fleet	6
Question 14: If you have answered no to the last question, what are your reasons for opposing a mixed fleet of hackney carriages?	6
Please add your comments here	6
Question 15: Do you agree that Birmingham should aim for all of its licensed hackney carriages and private hire vehicles to be zero-emission vehicles by 2030?	6
Zero Emission Vehicles	6
Question 16: How significant do you think the impact on disabled passengers would be if there were fewer wheelchair accessible hackney carriages licensed by Birmingham? Can you support your answer with any data?	6
Impact	6
Question 17: The cost of buying a new hackney carriage or private hire vehicle is likely to be substantial. If you are a licensed vehicle owner or driver would you consider renting or hiring a vehicle as an alternative to buying one?	7
renting or hiring	7
Question 18: If you have answered no to the last question, what is your reason for saying no?	7
Answered no to renting or hiring	7
Question 19: Is there anything that you think the City Council or the Government can do to help vehicle owners to drive cleaner, less polluting vehicles or to reduce levels of air pollution in the city?	7

Drive cleaner, less pollution	7
Question 20: Is there anything else that you would like to say about the proposals that you have not said so far?	7
Final Comments	7
Question 21: Age: Which age group applies to you?	8
Age	8
Question 22: Sex/Gender: What is your sex?	9
gender	9
Question 23: Sexual Orientation: What is your Sexual Orientation?	9
Sexual Orientation	9
Question 24: Religion: What is your religion or belief?	10
Religion	10
Other religion	10
Question 25: Disability: Do you have any physical or mental health conditions or illnesses lasting or expected to last for 12 months or more?	11
Physical or mental health conditions	11
disabilities	11
If other, please specify	12
Question 26: Ethnicity: What is your ethnic group?	12
Ethnicity White	12
Ethnicity Other White	12
Ethnicity Mixed/Multiple	12
Ethnicity Other Mixed/multiple	13
Ethnicity Asian/Asian British	13
Ethnicity Asian/Asian British Other	13
Ethnicity Black/African/Caribbean/Black British	13
Ethnicity Black African/Caribbean/Black British Other	14
Ethnicity Other Ethnic Group	14
Ethnicity Other ethnic group - Other	14

Question 1: What is your name?

Name

There were **749** responses to this part of the question.

Question 2: What is your address?

Address

There were **741** responses to this part of the question.

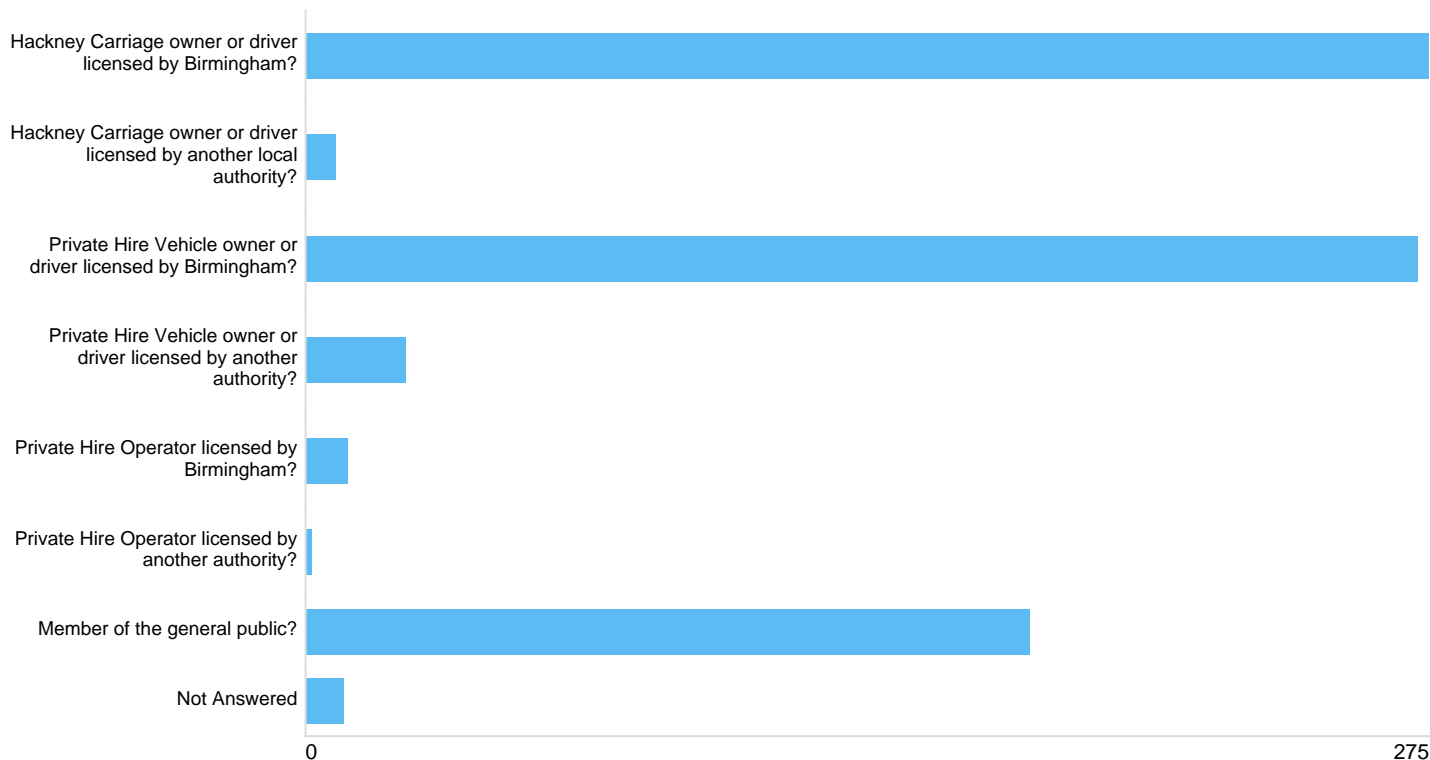
Question 3: What is your email address?

Email

There were **702** responses to this part of the question.

Question 4: Please describe yourself by choosing one of the following. Are you a:

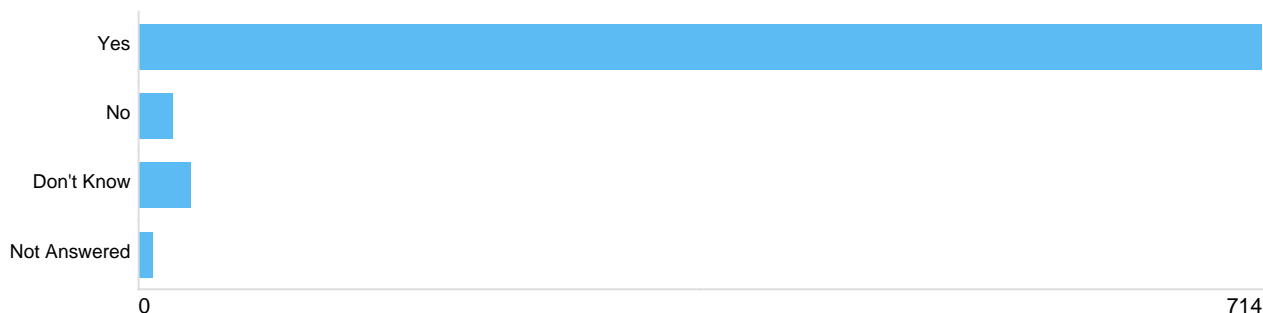
Occupation



Option	Total	Percent
Hackney Carriage owner or driver licensed by Birmingham?	275	35.48%
Hackney Carriage owner or driver licensed by another local authority?	7	0.90%
Private Hire Vehicle owner or driver licensed by Birmingham?	272	35.10%
Private Hire Vehicle owner or driver licensed by another authority?	24	3.10%
Private Hire Operator licensed by Birmingham?	10	1.29%
Private Hire Operator licensed by another authority?	1	0.13%
Member of the general public?	177	22.84%
Not Answered	9	1.16%

Question 5: Do you understand that the reason for the proposed policy is because of the impact that pollution is having on the health of people who live and work in Birmingham?


Impact of pollution



Option	Total	Percent
Yes	714	92.13%
No	21	2.71%
Don't Know	32	4.13%
Not Answered	8	1.03%

Question 6: If you are a vehicle owner, would the proposed changes to licensing policy require you to update your vehicle(s)? If you are not a vehicle owner please select 'Not a vehicle owner'

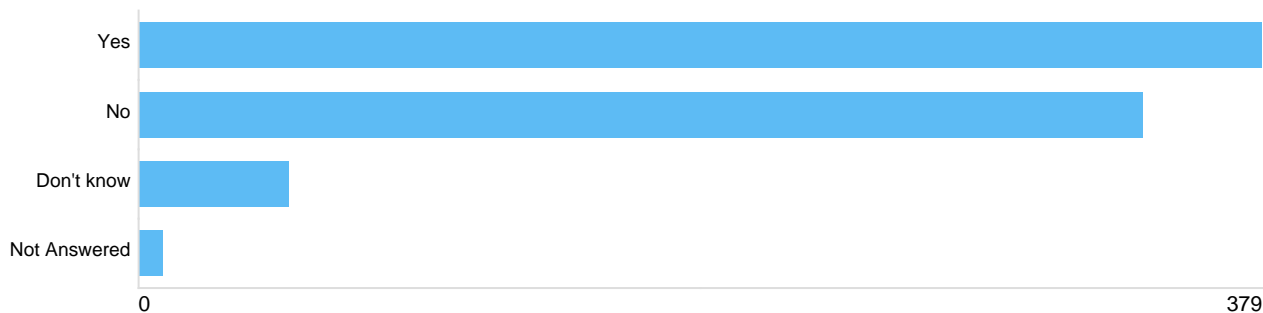
Update vehicle



Option	Total	Percent
Yes	530	68.39%
No	130	16.77%
Not a vehicle owner	104	13.42%
Not Answered	11	1.42%

Question 7: The draft policy sets out proposals to remove the oldest vehicles that emit the highest levels of pollution first. Do you agree that this is the right approach?

In agreement



Option	Total	Percent
Yes	379	48.90%
No	338	43.61%
Don't know	50	6.45%
Not Answered	8	1.03%

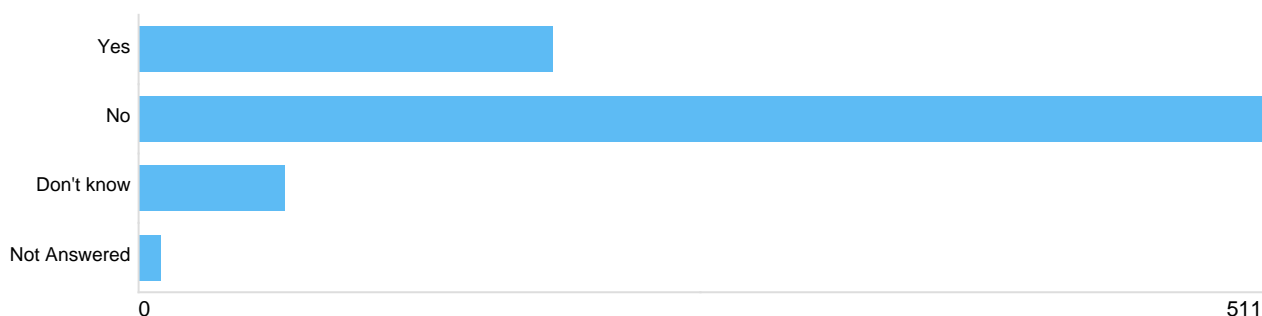
Question 8: If you have answered no to the last question, what criteria do you think should be used to decide which vehicles should be removed first?

Criteria

There were **365** responses to this part of the question.

Question 9: Do you think that the proposals allow sufficient time for vehicle owners to update their vehicles to meet the emission standards?

Time



Option	Total	Percent
Yes	188	24.26%
No	511	65.94%
Don't know	66	8.52%
Not Answered	10	1.29%

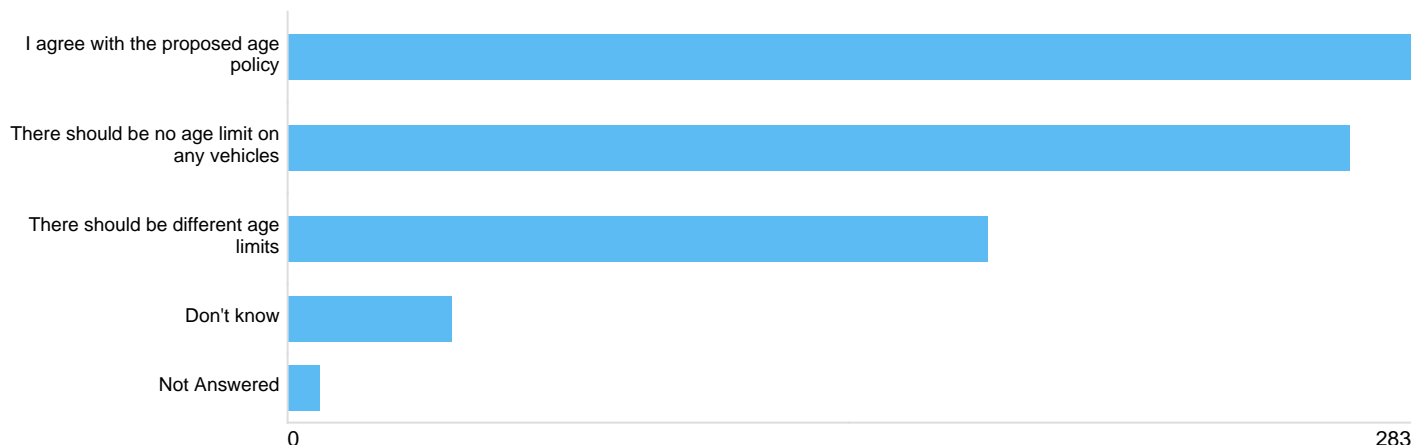
Question 10: If you answered no to the last question, what deadlines do you think we should apply in order to ensure that Birmingham meets the minimum Clean Air Zone standards of Euro 4 for petrol vehicles and Euro 6 for diesel vehicles by 2019?

deadline

There were **482** responses to this part of the question.

Question 11: Do you agree with the age policy that we have proposed that would take effect in 2021 of 14 years for hackney carriages and 8 years for private hire vehicles?

Age policy agreement



Option	Total	Percent
I agree with the proposed age policy	283	36.52%
There should be no age limit on any vehicles	267	34.45%
There should be different age limits	176	22.71%
Don't know	41	5.29%
Not Answered	8	1.03%

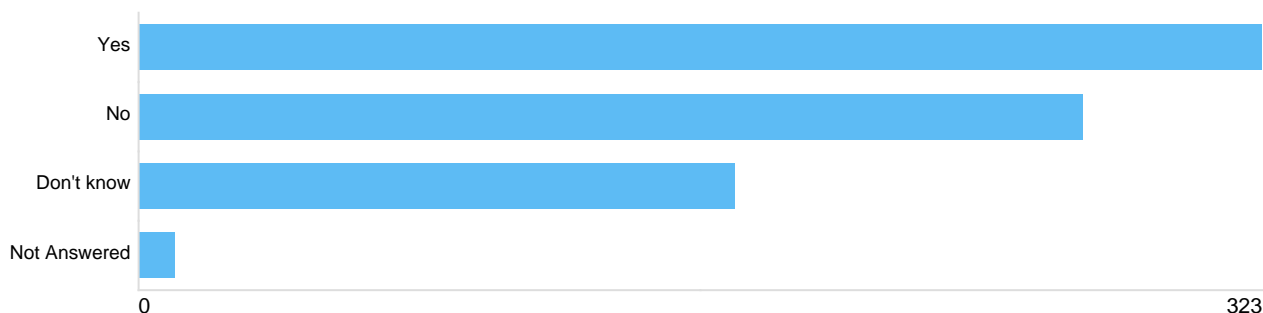
Question 12: If you answered the last question to say that there should be different age limits, what age limits would you suggest?

Age limits

There were **288** responses to this part of the question.

Question 13: The most significant impact of the proposals is likely to be felt by hackney carriage owners due to the limited choice of suitable ultra-low emission vehicles on the market and the cost of buying a new hackney carriage. One option that has been put forward is that Birmingham should consider licensing a mixed fleet of wheelchair accessible 'London style' cabs and saloon vehicles as hackney carriages? Would you be in favour of this proposal?

Mixed fleet



Option	Total	Percent
Yes	323	41.68%
No	271	34.97%
Don't know	171	22.06%
Not Answered	10	1.29%

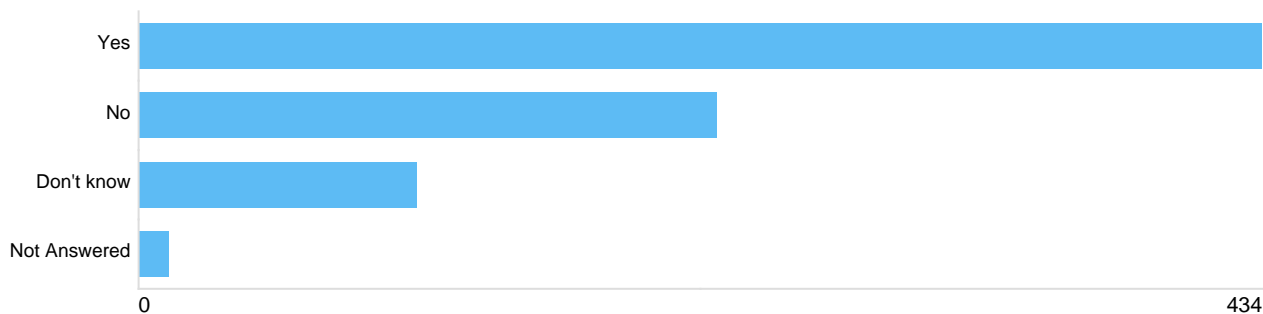
Question 14: If you have answered no to the last question, what are your reasons for opposing a mixed fleet of hackney carriages?

Please add your comments here

There were **258** responses to this part of the question.

Question 15: Do you agree that Birmingham should aim for all of its licensed hackney carriages and private hire vehicles to be zero-emission vehicles by 2030?

Zero Emission Vehicles



Option	Total	Percent
Yes	434	56.00%
No	223	28.77%
Don't know	107	13.81%
Not Answered	11	1.42%

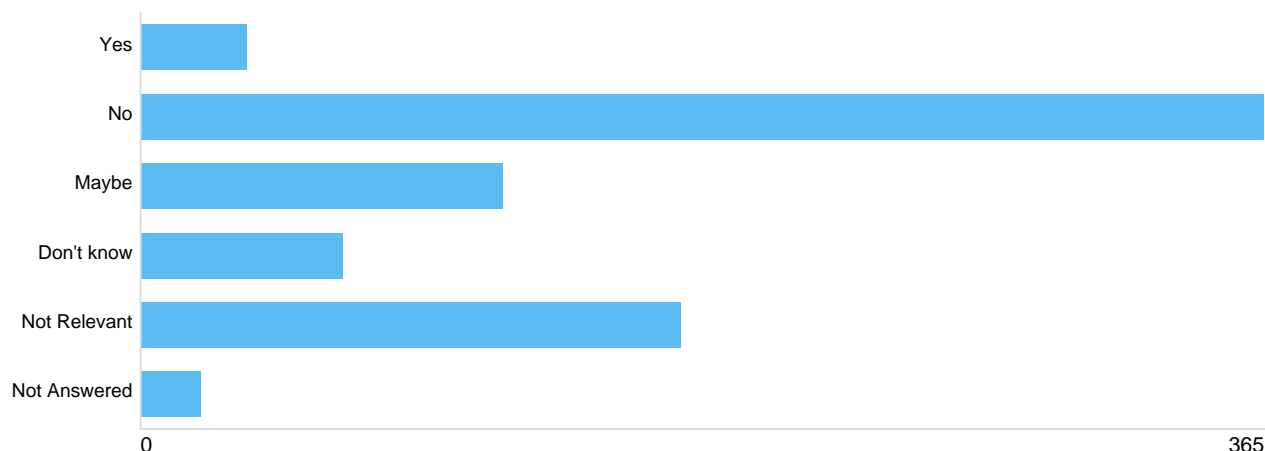
Question 16: How significant do you think the impact on disabled passengers would be if there were fewer wheelchair accessible hackney carriages licensed by Birmingham? Can you support your answer with any data?

Impact

There were **498** responses to this part of the question.

Question 17: The cost of buying a new hackney carriage or private hire vehicle is likely to be substantial. If you are a licensed vehicle owner or driver would you consider renting or hiring a vehicle as an alternative to buying one?

renting or hiring



Option	Total	Percent
Yes	34	4.39%
No	365	47.10%
Maybe	117	15.10%
Don't know	65	8.39%
Not Relevant	175	22.58%
Not Answered	19	2.45%

Question 18: If you have answered no to the last question, what is your reason for saying no?

Answered no to renting or hiring

There were **389** responses to this part of the question.

Question 19: Is there anything that you think the City Council or the Government can do to help vehicle owners to drive cleaner, less polluting vehicles or to reduce levels of air pollution in the city?

Drive cleaner, less pollution

There were **599** responses to this part of the question.

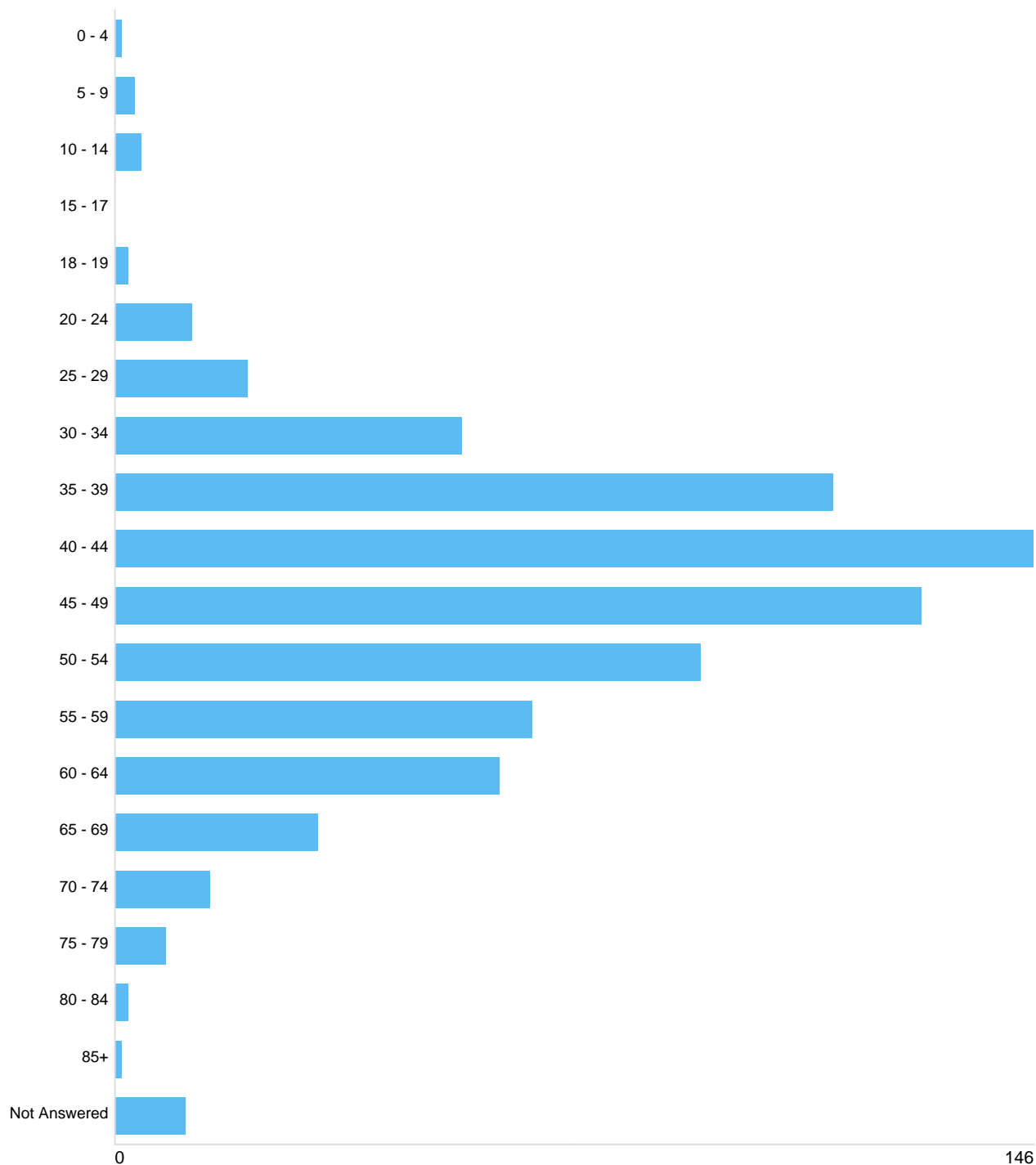
Question 20: Is there anything else that you would like to say about the proposals that you have not said so far?

Final Comments

There were **475** responses to this part of the question.

Question 21: Age: Which age group applies to you?

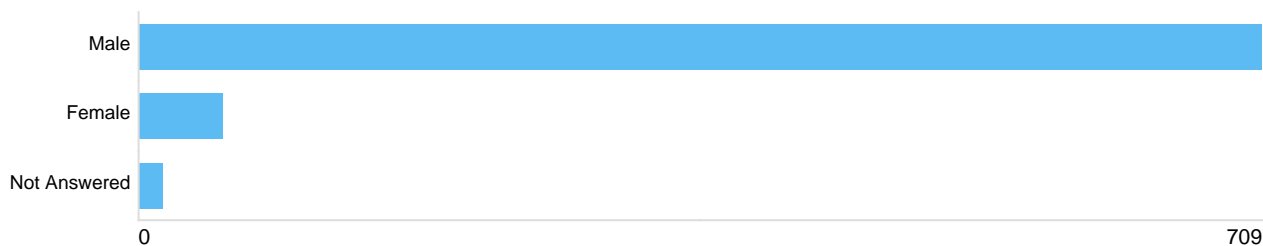
Age



Option	Total	Percent
0 - 4	1	0.13%
5 - 9	3	0.39%
10 - 14	4	0.52%
15 - 17	0	0%
18 - 19	2	0.26%
20 - 24	12	1.55%
25 - 29	21	2.71%
30 - 34	55	7.10%
35 - 39	114	14.71%
40 - 44	146	18.84%
45 - 49	128	16.52%
50 - 54	93	12.00%
55 - 59	66	8.52%
60 - 64	61	7.87%
65 - 69	32	4.13%
70 - 74	15	1.94%
75 - 79	8	1.03%
80 - 84	2	0.26%
85+	1	0.13%
Not Answered	11	1.42%

Question 22: Sex/Gender: What is your sex?

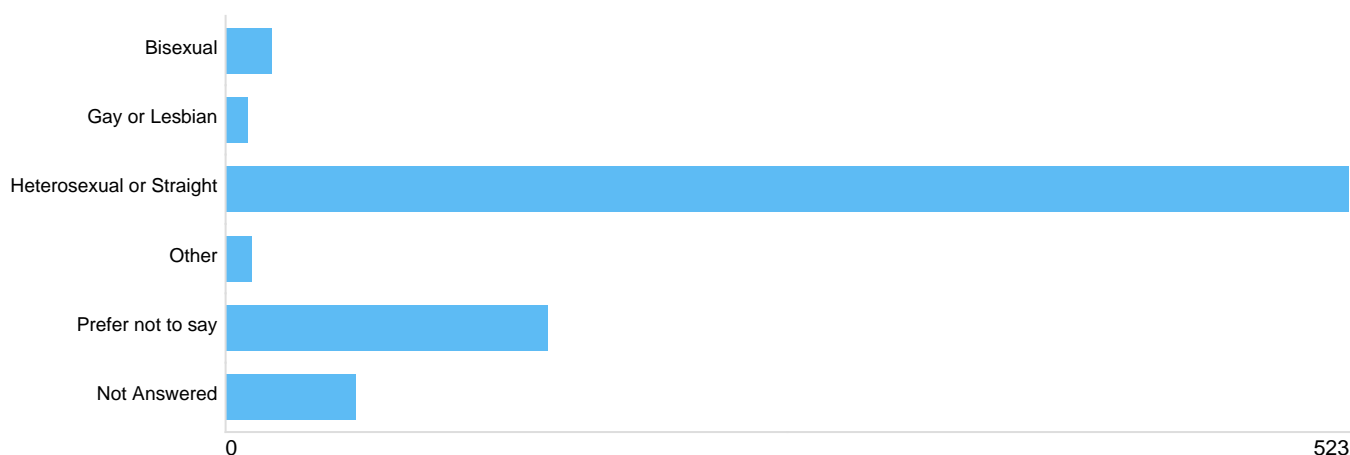
gender



Option	Total	Percent
Male	709	91.48%
Female	52	6.71%
Not Answered	14	1.81%

Question 23: Sexual Orientation: What is your Sexual Orientation?

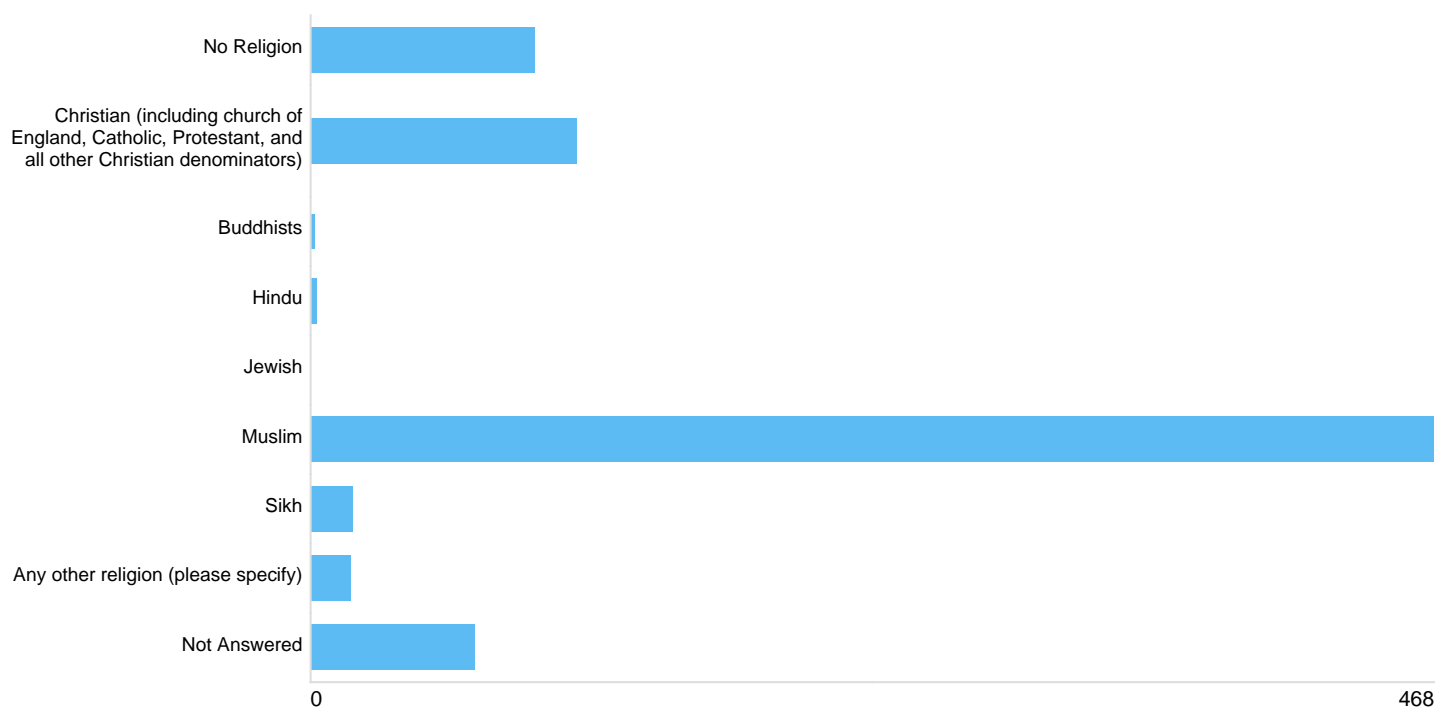
Sexual Orientation



Option	Total	Percent
Bisexual	21	2.71%
Gay or Lesbian	10	1.29%
Heterosexual or Straight	523	67.48%
Other	12	1.55%
Prefer not to say	149	19.23%
Not Answered	60	7.74%

Question 24: Religion: What is your religion or belief?

Religion



Option	Total	Percent
No Religion	93	12.00%
Christian (including church of England, Catholic, Protestant, and all other Christian denominators)	110	14.19%
Buddhists	1	0.13%
Hindu	2	0.26%
Jewish	0	0%
Muslim	468	60.39%
Sikh	17	2.19%
Any other religion (please specify)	16	2.06%
Not Answered	68	8.77%

Other religion

There were **37** responses to this part of the question.

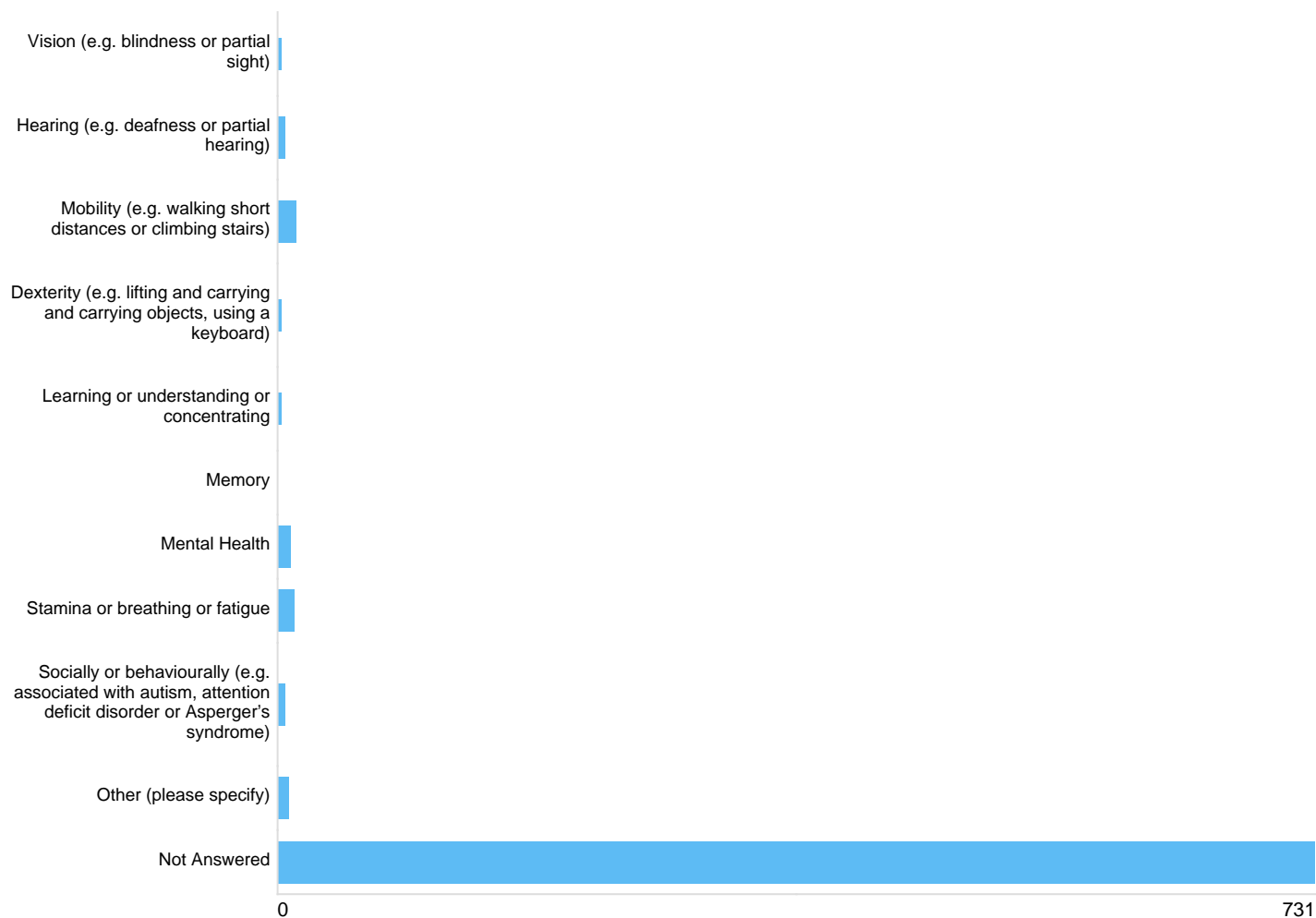
Question 25: Disability: Do you have any physical or mental health conditions or illnesses lasting or expected to last for 12 months or more?

Physical or mental health conditions



Option	Total	Percent
Yes	38	4.90%
No	673	86.84%
Prefer not to say	42	5.42%
Not Answered	22	2.84%

disabilities



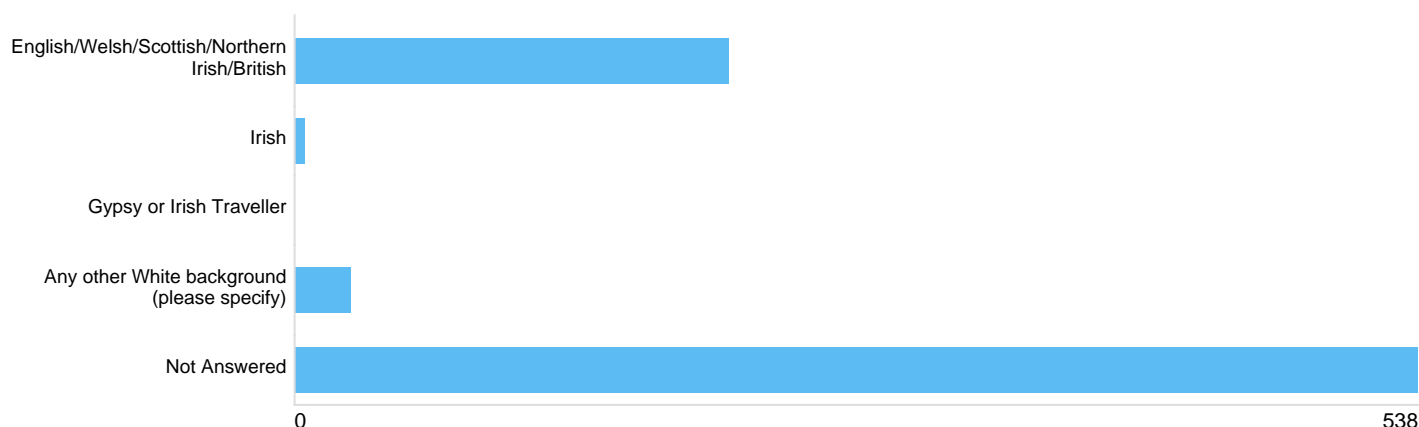
Option	Total	Percent
Vision (e.g. blindness or partial sight)	2	0.26%
Hearing (e.g. deafness or partial hearing)	5	0.65%
Mobility (e.g. walking short distances or climbing stairs)	13	1.68%
Dexterity (e.g. lifting and carrying and carrying objects, using a keyboard)	2	0.26%
Learning or understanding or concentrating	1	0.13%
Memory	0	0%
Mental Health	9	1.16%
Stamina or breathing or fatigue	11	1.42%
Socially or behaviourally (e.g. associated with autism, attention deficit disorder or Asperger's syndrome)	4	0.52%
Other (please specify)	7	0.90%
Not Answered	731	94.32%

If other, please specify

There were **23** responses to this part of the question.

Question 26: Ethnicity: What is your ethnic group?

Ethnicity White




Option	Total	Percent
English/Welsh/Scottish/Northern Irish/British	207	26.71%
Irish	4	0.52%
Gypsy or Irish Traveller	0	0%
Any other White background (please specify)	26	3.35%
Not Answered	538	69.42%

Ethnicity Other White

There were **39** responses to this part of the question.

Ethnicity Mixed/Multiple

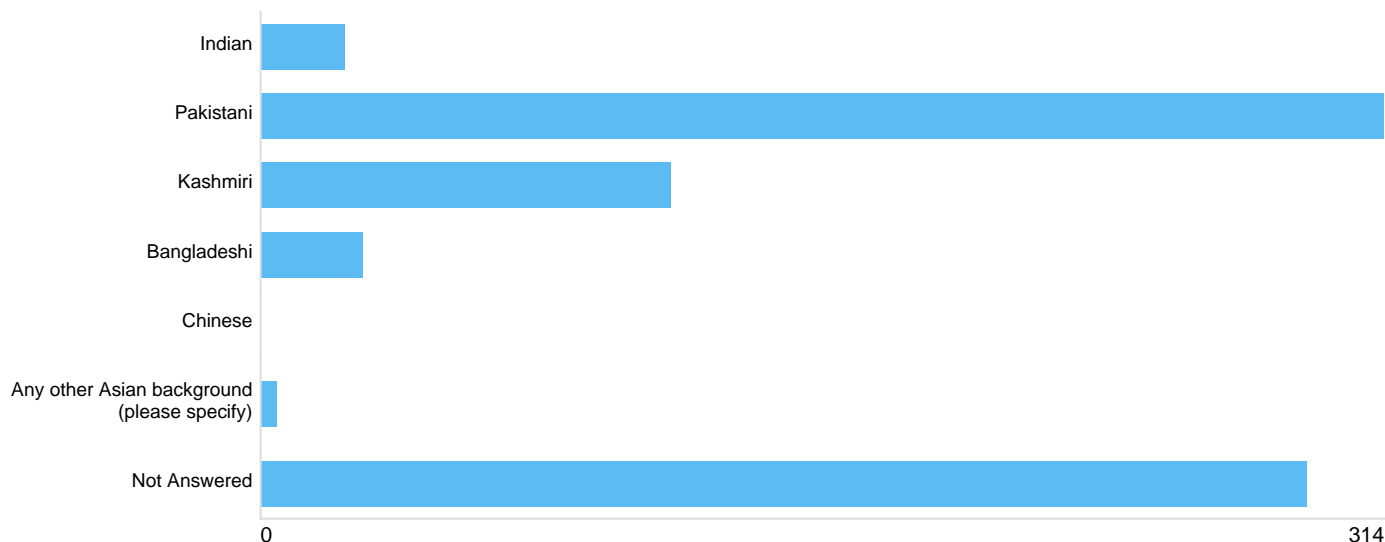


Option	Total	Percent
White and Black Caribbean/African	4	0.52%
White and Asian	20	2.58%
Any other Mixed background (please specify)	3	0.39%
Not Answered	748	96.52%

Ethnicity Other Mixed/multiple

There were **10** responses to this part of the question.

Ethnicity Asian/Asian British



Option	Total	Percent
Indian	23	2.97%
Pakistani	314	40.52%
Kashmiri	114	14.71%
Bangladeshi	28	3.61%
Chinese	0	0%
Any other Asian background (please specify)	4	0.52%
Not Answered	292	37.68%

Ethnicity Asian/Asian British Other

There were **20** responses to this part of the question.

Ethnicity Black/African/Caribbean/Black British



Option	Total	Percent
African	6	0.77%
Caribbean	3	0.39%
Any other Black/African/Caribbean background (please specify)	0	0%
Not Answered	766	98.84%

Ethnicity Black African/Caribbean/Black British Other

There were **4** responses to this part of the question.

Ethnicity Other Ethnic Group



Option	Total	Percent
Arab	0	0%
Any other ethnic group (please specify)	1	0.13%
Not Answered	774	99.87%

Ethnicity Other ethnic group - Other

There were **8** responses to this part of the question.