

Audit Progress Report and Sector Update

Birmingham City Council
Year ending 31 March 2018

January 2018



Contents

Section	Page
Introduction	03
Progress at January 2018	04
Audit Deliverables	05
Sector Update	06
Links	15

Introduction



Phil Jones

Engagement Lead

T 0121 232 5232
M 07824 343 631
E phil.w.jones@uk.gt.com



Laura Hinsley

Engagement Manager

T 0121 232 5235
M 07785 347 123
E laura.e.hinsley@uk.gt.com

This paper provides the Audit Committee with a report on progress in delivering our responsibilities as your external auditors.

The paper also includes:

- a summary of emerging national issues and developments that may be relevant to you as a local authority; and
- includes a number of challenge questions in respect of these emerging issues which the Committee may wish to consider (these are a tool to use, if helpful, rather than formal questions requiring responses for audit purposes).

Members of the Audit Committee can find further useful material on our website, where we have a section dedicated to our work in the public sector. Here you can download copies of our publications. Click on the Grant Thornton logo to be directed to the website www.grant-thornton.co.uk.

If you would like further information on any items in this briefing, or would like to register with Grant Thornton to receive regular email updates on issues that are of interest to you, please contact either your Engagement Lead or Engagement Manager.



Progress at January 2018

Financial Statements Audit

We have started planning for the 2017/18 financial statements audit and will issue a detailed audit plan, setting out our proposed approach to the audit of the Council's 2017/18 financial statements.

We are currently undertaking the planning stages of our audit and are due to commence our interim audit in February 2018. Our interim fieldwork visit will include:

- Updated review of the Council's control environment
- Updated understanding of financial systems
- Review of Internal Audit reports on core financial systems
- Early work on emerging accounting issues
- Early substantive testing
- Early consideration of group structure changes

We will report any findings from the interim audit to you in our Progress Report at the March Audit committee.

The statutory deadline for the issue of the 2017/18 opinion has been brought forward by two months to 31 July 2018. We will discuss our audit plan and timetable with officers.

The final accounts audit is due to begin on 29 May 2018 with findings reported to you in the Audit Findings Report by the earlier deadline of July 2018.

Value for Money

The scope of our work is set out in the guidance issued by the National Audit Office. The Code requires auditors to satisfy themselves that; "the Council has made proper arrangements for securing economy, efficiency and effectiveness in its use of resources".

The guidance confirmed the overall criterion as: "in all significant respects, the audited body had proper arrangements to ensure it took properly informed decisions and deployed resources to achieve planned and sustainable outcomes for taxpayers and local people".

The three sub criteria for assessment to be able to give a conclusion overall are:

- Informed decision making
- Sustainable resource deployment
- Working with partners and other third parties

We began our initial risk assessment to determine our approach in January 2018 and will report this to you in our Audit Plan at the March Audit committee

We will report our work in the Audit Findings Report and give our Value For Money Conclusion by the deadline in July 2018.

We will continue to play close attention to those areas of the Council's financial and service delivery which led to us deliver an adverse VfM conclusion in September 2018. We will also continue to closely monitor the delivery of the budget, taking account of the recommendations we made to the Council in November 2016 in relation to our statutory recommendation.

Other areas

Certification of claims and returns

We are required to certify the Council's annual Housing Benefit Subsidy claim in accordance with procedures agreed with the Department for Work and Pensions. This certification work for the 2018/19 claim will be concluded by November 2018.

The results of the certification work are reported to you in our certification letter.

Meetings

We will meet with the newly appointed Corporate Director Finance and Governance on a monthly basis. We will also continue to be in discussions with the finance team regarding emerging developments to ensure the audit process is smooth and effective.

Events

We provide a range of workshops, along with network events for members and publications to support the Council. Our next event is the Chief Accountants Workshop which is being held on 1 February 2018. Further details of the publications that may be of interest to the Council are set out in our Sector Update section of this report.

Audit Deliverables

2017/18 Deliverables	Planned Date	Status
Fee Letter Confirming audit fee for 2017/18.	April 2017	Complete
Accounts Audit Plan We are required to issue a detailed accounts audit plan to the Audit Committee setting out our proposed approach in order to give an opinion on the Council's 2017/18 financial statements.	March 2018	Not yet due
Interim Audit Findings We will report to you the findings from our interim audit and our initial value for money risk assessment within our Progress Report.	March 2018	Not yet due
Audit Findings Report The Audit Findings Report will be reported to the July Audit Committee.	July 2018	Not yet due
Auditors Report This is the opinion on your financial statement, annual governance statement and value for money conclusion.	July 2018	Not yet due
Annual Audit Letter This letter communicates the key issues arising from our work.	August 2018	Not yet due
Annual Certification Letter This letter reports any matters arising from our certification work carried out under the PSAA contract.	December 2018	Not yet due

Sector Update

Local government finances are at a tipping point. Councils are tackling a continuing drive to achieve greater efficiency in the delivery of public services, whilst facing the challenges to address rising demand, ongoing budget pressures and social inequality.

Our sector update provides you with an up to date summary of emerging national issues and developments to support you. We cover areas which may have an impact on your organisation, the wider NHS and the public sector as a whole. Links are provided to the detailed report/briefing to allow you to delve further and find out more.

Our public sector team at Grant Thornton also undertake research on service and technical issues. We will bring you the latest research publications in this update. We also include areas of potential interest to start conversations within the organisation and with audit committee members, as well as any accounting and regulatory updates.

- **Grant Thornton Publications**
- **Insights from local government sector specialists**
- **Reports of interest**
- **Accounting and regulatory updates**

More information can be found on our dedicated public sector and local government sections on the Grant Thornton website by clicking on the logos below:

A teal rectangular button with the text "Public Sector" in white, sans-serif font, centered within the button.

Public Sector

A purple rectangular button with the text "Local government" in white, sans-serif font, centered within the button.

Local
government

Combined Authorities: Signs of Success



In her foreword to ‘Building our Industrial Strategy’ the Prime Minister states that the initiative “will help to deliver a stronger economy and a fairer society – where wealth and opportunity are spread across every community in our United Kingdom, not just the most prosperous places in London and the South East.”

Combined Authorities (CAs) – the newest model for the governance of local public services – are central to this.

In response to this, Grant Thornton and Bond Dickinson have jointly commissioned a report which provides an insight into the establishment of each combined authority in the context of their specific challenges. It is still early days for most combined authorities – the political and administrative difficulties of adopting this model are not to be under-estimated - but early signs are emerging of their potential to innovate and drive success.

The report benchmarks combined authorities using key indicators of growth, housing, transport and skills amongst others. We have also used our Vibrant Economy Index, which goes beyond financial returns and takes into account the wellbeing of society, to compare city regions. We believe that these benchmarks can serve as a baseline for assessment of progress over time.

Key findings from the report:

- CAs must begin to reduce the institutional blurring with historic local government structures that has occurred with their formation. As greater clarity emerges over their roles, functions, and profiles of individual mayors, their perceived legitimacy will increase.
- CAs stand and fall on their ability to add value through targeted investment, strategic co-ordination, joined-up policy and the leveraging in of additional resources (particularly additional private sector funds).
- There is no single checklist or set of criteria for measuring the success of mayors and combined authorities, each city region must articulate its own challenges and show progress in tackling them.
- A balanced set of benchmarks encompassing both economic and social success will, however, serve as a useful stimulus for the debate around the impact of the combined authority model over time.

[Click on the report cover to download and read more.](#)



Grant Thornton Publication

Challenge question:

Is your Authority considering how the combined authority model may evolve?



Setting up a successful social enterprise



Local government continues to innovate as it reacts to ongoing austerity. An important strand of this response has been the development of alternative delivery models, including local authority trading companies, joint ventures and social enterprises.

This report focuses on social enterprises in local government; those organisations that trade with a social purpose or carry out activities for community benefit rather than private advantage. Social enterprises come in a variety of shapes and sizes as they do not have a single legal structure or ownership rule and can adopt any corporate form as long as it has a social purpose.

If you are a local authority looking to transition a public service to a social enterprise model certain factors will be key to your success including: leadership, continuing the culture, branding, staff reward and secure income stream.


Download our guide to explore how to handle these factors to ensure success, the requirements for setting up a social enterprise; and how social enterprise can be ended.

The guide also showcases a number of compelling case studies from local authorities around England, featuring inspiring ideas from those social enterprises that have been a success; and lessons learned from those that have encountered challenges.

Key findings from the report:

- Austerity continues to be a key driver for change: social enterprises are a clear choice where there is an opportunity to enhance the culture of community involvement by transferring these services into a standalone entity at its centre
- The social enterprise model tends to lend itself more to community services such as libraries, heritage management and leisure, but not exclusively so
- Social enterprises can open up new routes of funding including the ability to be flexible on pricing and access to pro bono or subsidised advice
- Some local authorities have converted exiting models into social enterprises; for example where a greater focus on social outcomes has been identified

[Click on the report cover to download and read more](#)



Grant Thornton Publication

Challenge question:

Is your local authority looking to transition a public service to a social enterprise model, and if so are you familiar with this report?



The Board: creating and protecting value



In all sectors, boards are increasingly coming under pressure from both the market and regulators to improve their effectiveness and accountability. This makes business sense given a strong governance culture in the boardroom produces better results, promotes good behaviour within the organisation and drives an organisation's purpose.

Grant Thornton's new report 'The Board: creating and protecting value' is a cross-sector review of board effectiveness, based on a survey of executives and non-executives from a range of organisations including charities, housing associations, universities, local government, private companies and publically listed companies.

It considers the challenges faced by boards, ways in which they can operate more effectively; and how to strike the right balance between value protection and value creation.

This report uses the DLMA analysis which categorises skills into four areas: Directorship, Leadership, Management and Assurance.

This powerful tool provides a framework with which to evaluate how well an organisation is performing in balance of skills and understanding of roles; and responsibilities between the executive and Board. It helps align risk (value protection) and opportunity (value creation) with overarching strategy and purpose.

[Click on the report cover to download and read more](#)

Value creation					
Non-executives	<table border="1"> <tr> <td style="background-color: #4a4a8a; color: white; text-align: center; vertical-align: middle;">Directorship</td> <td> <p>How well do the non-executives:</p> <ul style="list-style-type: none"> design, debate and decide the organisation's future? inspire and guide the executive to realise the organisation's purpose? provide support to the executives? </td> </tr> <tr> <td style="background-color: #4a4a8a; color: white; text-align: center; vertical-align: middle;">Assurance</td> <td> <p>How well do the non-executives:</p> <ul style="list-style-type: none"> monitor financial, compliance and business indicators? ensure appropriate processes are in place to manage risk? have oversight of the executive team? </td> </tr> </table>	Directorship	<p>How well do the non-executives:</p> <ul style="list-style-type: none"> design, debate and decide the organisation's future? inspire and guide the executive to realise the organisation's purpose? provide support to the executives? 	Assurance	<p>How well do the non-executives:</p> <ul style="list-style-type: none"> monitor financial, compliance and business indicators? ensure appropriate processes are in place to manage risk? have oversight of the executive team?
Directorship	<p>How well do the non-executives:</p> <ul style="list-style-type: none"> design, debate and decide the organisation's future? inspire and guide the executive to realise the organisation's purpose? provide support to the executives? 				
Assurance	<p>How well do the non-executives:</p> <ul style="list-style-type: none"> monitor financial, compliance and business indicators? ensure appropriate processes are in place to manage risk? have oversight of the executive team? 				
	<table border="1"> <tr> <td style="background-color: #4a4a8a; color: white; text-align: center; vertical-align: middle;">Leadership</td> <td> <p>How well do the executives:</p> <ul style="list-style-type: none"> Make decisions aligned with realising the organisation's purpose? Inspire and motivate employees to realise the organisation's purpose? model the values of the organisation? </td> </tr> <tr> <td style="background-color: #4a4a8a; color: white; text-align: center; vertical-align: middle;">Management</td> <td> <p>How well do the executives:</p> <ul style="list-style-type: none"> set goals, creating plans and allocating resources to achieve them? effectively assign roles and responsibilities? Focus on day-to-day tasks and resources needed to deliver strategic aims? </td> </tr> </table>	Leadership	<p>How well do the executives:</p> <ul style="list-style-type: none"> Make decisions aligned with realising the organisation's purpose? Inspire and motivate employees to realise the organisation's purpose? model the values of the organisation? 	Management	<p>How well do the executives:</p> <ul style="list-style-type: none"> set goals, creating plans and allocating resources to achieve them? effectively assign roles and responsibilities? Focus on day-to-day tasks and resources needed to deliver strategic aims?
Leadership	<p>How well do the executives:</p> <ul style="list-style-type: none"> Make decisions aligned with realising the organisation's purpose? Inspire and motivate employees to realise the organisation's purpose? model the values of the organisation? 				
Management	<p>How well do the executives:</p> <ul style="list-style-type: none"> set goals, creating plans and allocating resources to achieve them? effectively assign roles and responsibilities? Focus on day-to-day tasks and resources needed to deliver strategic aims? 				
Value protection					
Executives					



Source: The Board: Creating and protecting value, 2017, Grant Thornton

Grant Thornton Publication

Challenge question:

Can you use the key questions raised in the report to consider the effectiveness of your own governing body?



Code of Practice on Local Authority Accounting and IFRS 9 and IFRS 15


CIPFA/LASAAC has issued the Local Authority Accounting Code for 2017/18 which specifies the principles and practices of accounting required to prepare a Statement of Accounts.

The main changes to the Code include:

- amendments to section 2.2 for the Community Infrastructure Levy to clarify the treatment of revenue costs and any charges received before the commencement date
- amendment to section 3.1 to introduce key reporting principles for the Narrative Report
- updates to section 3.4 covering the presentation of financial statements to clarify the reporting requirements for accounting policies and going concern reporting
- changes to section 3.5 affecting the Housing Revenue Account, to reflect the Housing Revenue Account (Accounting Practices) Directions 2016 disclosure requirements for English authorities
- following the amendments in the Update to the 2016/17 Code, changes to sections 4.2 (Lease and Lease Type Arrangements), 4.3 (Service Concession Arrangements: Local Authority as Grantor), 7.4 (Financial Instruments – Disclosure and Presentation Requirements)
- amendments to section 6.5 relating to the Accounting and Reporting by Pension Funds, to require a new disclosure of investment management transaction costs and clarification on the approach to investment concentration disclosure.

Alongside the Code, CIPFA has also published Guidance Notes for Practitioners and a Disclosure Checklist for 2017/18 Accounts.

These publications may be obtained from CIPFA and are available [here](#).



CIPFA/LASAAC has issued a companion publication 'Forthcoming provisions for IFRS 9 Financial Instruments and IFRS 15 Revenue from Contracts with Customers in the Code of Practice on Local Authority Accounting in the United Kingdom 2018'.

Looking further ahead, this sets out the changes to the 2018/19 Code in respect of [IFRS 9 Financial Instruments](#) and [IFRS 15 Revenue from Contracts with Customers](#). It has been issued in advance of the 2018/19 Code to provide local authorities with time to prepare for the changes required under these new standards.

IFRS 9 replaces IAS 39 Financial Instruments: Recognition and Measurement. IFRS 9 includes a single classification approach for financial assets, a forward looking 'expected loss' model for impairment (rather than the 'incurred loss' model under IAS 39) and some fundamental changes to requirements around hedge accounting.

IFRS 15 establishes a new comprehensive framework for revenue recognition and replaces IAS 18 Revenue and IAS 11 Construction Contracts. IFRS 15 changes the basis for deciding whether revenue is recognised at a point in time or over a period of time and introduces five steps for revenue recognition.

It should be noted that the publication does not have the authority of the Code and early adoption of the two standards is not permitted by the 2017/18 Code.

An Early Guide for Local Authority Practitioners covering IFRS 9 Financial Instruments is to be published in December 2017.

CIPFA Publication

Challenge question:

Is your Corporate Director Finance and Governance aware of the changes affecting the preparation of the financial statements for 2017/18 and the forthcoming changes to financial instruments and revenue recognition?



Overview of General Data Protection Regulation (GDPR)

What is it?

GDPR is the most significant regulatory data protection development in 20 years. It introduces new rights for individuals and new obligations for public and private sector organisations.

What's next?

Many public sector organisations have already developed strategic plans to implement the GDPR, which require policy, operational, governance and technology changes to ensure compliance by 25th May 2018.

How will this affect you?

- ✓ All organisations that process personal data will be affected by the GDPR.
- ✓ The definition of 'personal data' has been clarified to include any data that might reasonably be used to identify a living individual, either directly or indirectly. Various unique identifiers (including online cookies and IP addresses) will likely fall within the scope of personal data

What organisations need to do by May 2018

- ✓ Local government organisations need to be able to provide evidence of completion of their GDPR work to internal and external stakeholders, to internal audit and to regulators.
- ✓ New policies and procedures need to be fully signed off and operational.

Organisation Accountability

- Organisations must document their assurance procedures, and make them available to regulators
- Organisations need to designate a Data Protection Officer, who has expert knowledge of data protection law

Notifications and Rights

- Organisations must notify relevant incidents to regulators within 72 hours
- Organisations must explain to individuals what their rights over their personal information are and how it is being processed and protected

Claims and Fines

- Privacy regulators can impose penalties of up to €1 million on public sector organisations, for the most serious violations
- Individuals and representative organisations may be able to seek compensation for infringements of data protection rights

GDPR

Challenge question:

Can your authority effectively erase Personally Identifiable Data?

Have you appointed a Data Protection Officer?

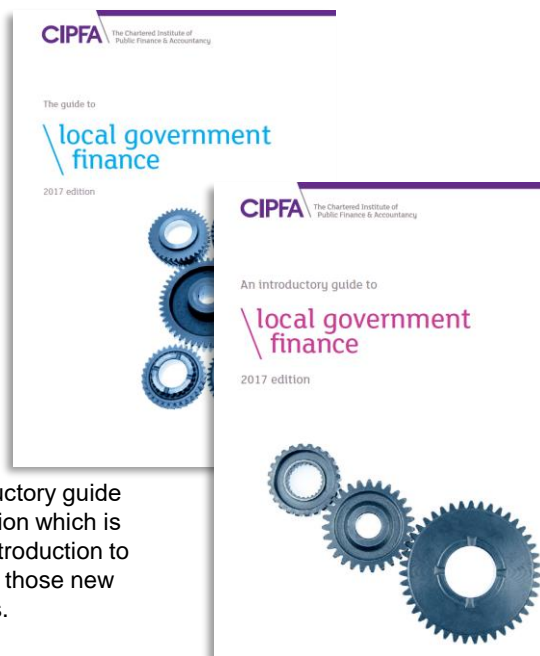
How will your authority ensure citizens' data isn't duplicated across different information siloes without their knowledge?

CIPFA publications

CIPFA have published 'The guide to local government finance' 2017 edition. The guide seeks to provide information on current arrangements for local government finance and sets out the principles of sound financial management.

The guide covers a range of local government services. It examines the funding systems that support those services including council tax, business rates and the local government finance settlement. The guide covers both revenue and capital financing and has separate chapters on key areas and their specific intricacies including:

- capital finance
- budgeting and financial reporting
- treasury management
- auditing
- governance
- education
- housing
- police
- social care.



CIPFA have also published 'An introductory guide to local government finance' 2017 edition which is aimed at those requiring more of an introduction to local government finance for example, those new to the sector or non finance specialists.

CIPFA have updated their guidance on the key considerations in setting up and managing a pooled budget in the publication 'Pooled Budgets and the Better Care Fund: A Practical Guide for Local Authorities and Health Bodies' (2017 Edition)

Although pooled budgets have operated widely across health and social care for a long time, they were brought into prominence by the Better Care Fund, introduced in 2015–16.

The aim of CIPFA's guidance is to define the basic principles of financial management, governance and accountability that partners in budget pooling arrangements or, indeed, other forms of partnership working, should follow, and to consider the relevant accounting issues.

The guide provides practical tools such as a checklist of matters to consider, an example of how to decide which agency should lead the arrangement, a model scheme of delegation to boards. The guide considers the background to budget pooling, including the purpose of pooling, the basics of partnership arrangements, and some other options available to health and social care organisations pursuing similar objectives. It goes on to consider specific issues arising from pooling: managing a pooled budget, corporate governance, financial management, audit and assurance, and VAT. These matters then feed into an appendix on accounting issues.

CIPFA Publication

Challenge question:

Are these publications of use to you?



DCLG Consultation

DCLG are currently consulting with Local Authorities and other interested parties on proposed changes to the prudential framework of capital finance.

The statutory framework for the Prudential System is set out in Chapter I of the Local Government Act 2003 and in the Local Authorities (Capital Finance and Accounting) (England) Regulations 2003 as amended. The framework includes four statutory codes. Alongside CIPFA's Prudential Code and Treasury Management Code, the DCLG is responsible for Statutory Guidance on both Local Authority Investments and on the Minimum Revenue Provision.

Over the past years the regulatory and economic environment has changed significantly and led the sector to consider more innovative types of investment activity. The government has also monitored changes in the practices used for calculating Minimum Revenue Provision.

As a result the Department for Communities and Local Government is seeking views on proposals to update the guidance on Local Authorities Investments and on Minimum Revenue Provision for full implementation in 2018/19. This consultation closes on 22 December 2017 and may be accessed [here](#).

Local Authorities Investment Code

The Government recognises that there is great variation in the objectives and nature of local authority investment, including local economic regeneration projects, however it believes that local authorities need to be better at explaining "why" not just "what" they are doing with their investment activity.

That means that the sector needs to demonstrate more transparency and openness and to make it easier for informed observers to understand how good governance and democratic accountability have been exercised.

To this end a number of proposals are made including requiring local authorities to:

- prepare a Capital Strategy which includes clear disclosure of the Investment Strategy
- disclose the contribution that investment activities make to their core functions
- use indicators to assess total risk exposure
- apply the principles of prioritising security and liquidity over yield for investment in non financial assets (in the same way that they are required to do for financial assets)
- disclose their dependence on commercial income to deliver statutory services and the amount of borrowing that has been committed to generate that income
- disclose additional information where authorities borrow to invest in revenue generating investments
- Disclose steps to ensure expertise of key officer and councillors involved in the decision making process.

Minimum Revenue Provision Guidance

Local authorities are normally required each year to set aside some of their revenues as provision for debt. More precisely, the provision is in respect of capital expenditure financed by borrowing or long term credit arrangements. Given the changes in current practice and recent interest, the Government feels that it is time to look into updating the guidance as part of the more general update of the statutory codes comprising the prudential system. Four proposals are made:

- change to the definition of the basis of MRP
- confirmation that a charge to the revenue account cannot be a credit
- confirmation that a change to the MRP methodology would not generate an overpayment of MRP calculated retrospectively
- Introduces maximum useful economic lives for MRP calculations based on asset life

DCLG consultation

Challenge question:

- Is your Corporate Director Finance and Governance planning to respond to the consultation?



Local Authority 2016/17 Revenue Expenditure and Financing

DCLG has produced a summary of Local Authorities' 2016/17 final outturn for revenue spending and financing. It notes that local government expenditure accounts for almost a quarter of all government spending and the majority of this is through local authority revenue expenditure.

The summary is compiled from the Revenue Outturn (RO) returns submitted by all local authorities in England. Coverage is not limited to local councils in England and includes other authority types such as Police and Crime Commissioners and Fire authorities.

The headline messages include:

- Local authority revenue expenditure totalled £93.6 billion for all local authorities in England in 2016-17. This was 1% lower than £94.5 billion spent over 2015-16.
- Expenditure on Adult Social Care increased to £14.9 billion in 2016-17. This was £0.5 billion (3.6%) higher than in 2015-16. The 2016-17 financial year was the first year where local authorities were able to raise additional funding for Adult Social Care through the council tax precept.
- The largest decrease in local authority expenditure was on Education services. This was £0.75 billion (2.2%) lower in 2016-17 than in 2015-16. The majority of this decrease is due to local authority funded schools converting to academies.
- Local authorities are financing more of their expenditure from locally retained income. 40.4% of revenue expenditure was funded through council tax and retained business rates and 57.5% from central government grants. The remaining 2.1% was funded by reserves and collection fund surpluses. These percentages were 38.7%, 60.4% and 0.9% respectively in 2015-16.
- Local authorities used £1.5 billion (6.2%) of the £24.6 billion reserves balance held at the start of the 2016-17.
- Local authorities' use of reserves was £1.1 billion higher in 2016-17 than in 2015-16. Due to changes in their capital programme, £0.4 billion of this increase is due to the Greater London Authority.

The full report is available [here](#).

Did you know....

This data set and many others are included in CFO Insights.

CFO Insights, is the Grant Thornton and CIPFA online analysis tool.

It gives those aspiring to improve the financial position of their organisation, instant access to insight on the financial performance, socio-economic context and service outcomes of theirs and every other council in England, Scotland and Wales.

More information is available at:

<http://www.cfoinsights.co.uk/>

CFO Insights

Links

Grant Thornton website links

<https://www.grantthornton.co.uk/>

<http://www.grantthornton.co.uk/industries/publicsector>

<http://www.grantthornton.co.uk/en/insights/combined-authorities-signs-of-success/>

<http://www.grantthornton.co.uk/en/insights/a-guide-to-setting-up-a-social-enterprise/>

<http://www.grantthornton.co.uk/en/insights/the-board-creating-and-protecting-value/>

<http://www.cfoinsights.co.uk/>

CIPFA website links

<http://www.cipfa.org/policy-and-guidance/publications/codes-of-practice>

<http://www.cipfa.org/policy-and-guidance/publications/a/an-introductory-guide-to-local-government-finance-2017-edition-online>

<http://www.cipfa.org/policy-and-guidance/publications/t/the-guide-to-local-government-finance-2017-edition-online>

<http://www.cipfa.org/policy-and-guidance/publications/p/pooled-budgets-and-the-better-care-fund-a-practical-guide-for-local-authorities-and-health-bodies-2017-edition>

DCLG website links

<https://www.gov.uk/government/consultations/proposed-changes-to-the-prudential-framework-of-capital-finance>

<https://www.gov.uk/government/statistics/local-authority-revenue-expenditure-and-financing-england-2016-to-2017-final-outturn>



grantthornton.co.uk

© 2018 Grant Thornton UK LLP. Confidential and information only.

'Grant Thornton' refers to the brand under which the Grant Thornton member firms provide assurance, tax and advisory services to their clients and/or refers to one or more member firms, as the context requires. Grant Thornton UK LLP is a member firm of Grant Thornton International Ltd (GTIL). GTIL and the member firms are not a worldwide partnership. GTIL and each member firm is a separate legal entity. Services are delivered by the member firms. GTIL does not provide services to clients. GTIL and its member firms are not agents of, and do not obligate, one another and are not liable for one another's acts or omissions. This proposal is made by Grant Thornton UK LLP and is in all respects subject to the negotiation, agreement and signing of a specific contract/letter of engagement. The client names quoted within this proposal are disclosed on a confidential basis. All information in this proposal is released strictly for the purpose of this process and must not be disclosed to any other parties without express consent from Grant Thornton UK LLP.