

O Bar Bundle

Pages 3 - 4 DPS CV

Pages 6 - 11 Scanner Report from 06.10.23

Pages 13 – 18 Scanner Report from 07.10.23

Pages 20 – 23 Average Age of Customer Page

DPS CV

Employment History

Bar Manager – The Gin Vault

(March 2021- Present)

- Hiring staff
- Cashing up the tills
- Ordering stock
- Staff rotas
- Liaising with clients
- Managing advertisement
- Serving customers
- Setting targets

Assistant Bar Manager– Obar Birmingham

(March 2021-Present)

- Cashing up the till
- Serving customers
- Delegating tasks

Supervisor – Coyote Ugly Birmingham

(October 2019 –March 2021)

- Responsible for staff well-being.
- Opening and closing the bar including restocking and cleaning
- Serving customers food and beverages
- Being FOH greeting customers and organising bookings
- First aid trained.

Sales Account Executive – IMG (Industrial Maintenance Group)

(September 2018 – January 2019)

- Building relationship with clients
- Provide excellent customer service.
- Meeting client's needs
- Liaising with hotels to provide the best maintenance products.

Team Member – Clarks

(May 2017 – September 2017)

- Greeting customers
- Cash handling on the till
- Working in fast paced environment

- Competitive at making large sales.

Waitress/ Bar staff/ Hotel work – Chilli Buffet/ Travellers Inn
(August 2014 – September 2017)

- Cash handling
- FOH duties
- Serving and greeting customers
- Supervising shifts
- Closing the shift at the end of the day

Teaching Assistant- Cradley Heath Primary School
(July 2016)

- Interacting with staff and young children
- Providing help towards the daily tasks
- Using initiative in demanding situations

Education

University of East London
(2015 – 2018)

Awarded BA Hons Degree (2nd Class)

PerryFields Sixth Form
(2013-2015)

A-levels:

Art– C, Dance – A*, Business Studies – C, Forensic Science - B

PerryFields High School
(2008 – 2013)

English – B, Maths B, Science -B, ICT – A, Religious Studies – C,
 Art- A*, Spanish – C, Dance – A*,

Scanner Report 06.10.2023

We noticed you haven't entered any sales data for this day.

[Click here to enter your sales for the day.](#)

Call us at 1-877-778-9798 if you need any help.

Total Scans**205**

Unique Patrons**203**

Analytics Report

Flags Shown**0**

Fake IDs**0**

Patron Snapshot

Average Patrons



Male Patrons: 85
Male Percentage: 41%
Age: 27.71
Travelled: 16.91 km



Female Patrons: 118
Female Percentage: 58%
Age: 26.00
Travelled: 13.19 km

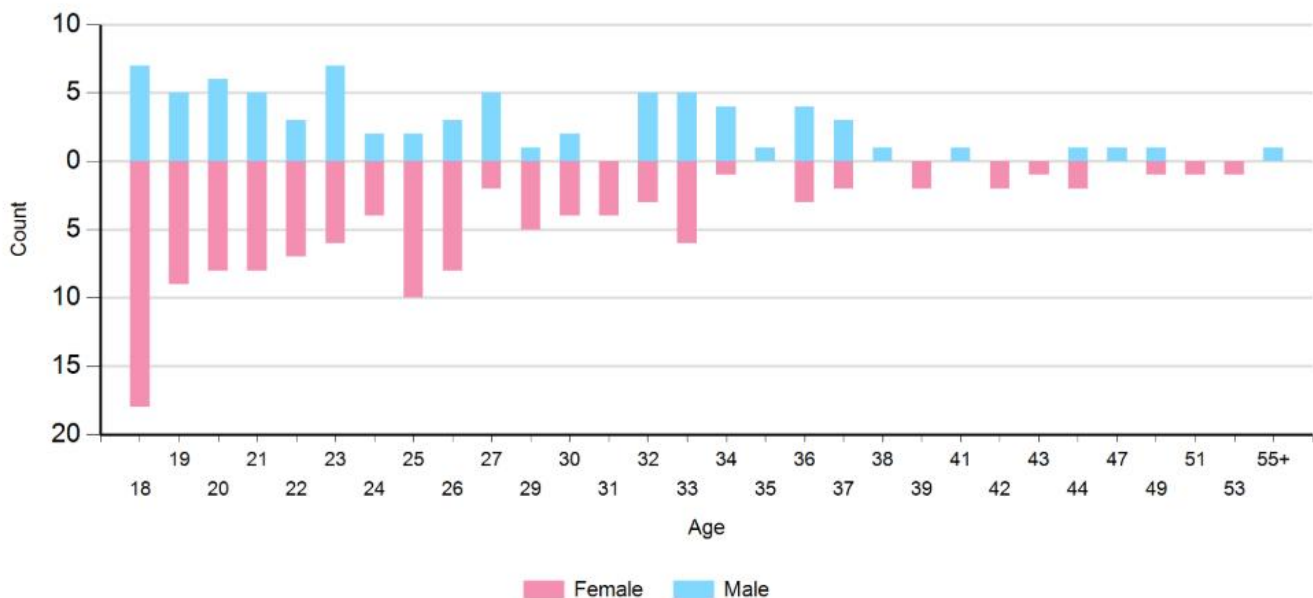
Patron Types

Members: 5
Guestlist: 0
Repeat Patrons: 27
Out-of-Town: 36
Birthday: 12
First Time Visit Within Data Retention Period: 175

New Entries

New Members: 0
New Bans: 0

Patron Age & Gender Distribution



Security Snapshot

Alerts: 4

Flags Shown: 0

Accepted: 0 Denied: 0

Fake ID: 0

Accepted: 0 Denied: 0

Double Scan: 2

Accepted: 1 Denied: 1

Expired: 2

Accepted: 2 Denied: 0

Underage: 0

Accepted: 0 Denied: 0

Notifications Sent: 0

Fire Inspection: 0

Police Inspection: 0

Liquor Inspection: 0

Task Force Inspection: 0

Fight: 0

Custom: 0

My Flagged Patrons

Current Flags: 3

Flags Expiring Within 30 Days: 0

Avg Public Flag Duration: 366 days

Internal(Public) Flags: 1

Public Flags: 2

Flagged Males: 3

Average Re-entry Attempts: 0.00

Flagged Females: 0

Average Re-entry Attempts: 0.00

Since using PatronScan, my Flagged Patrons have tried to enter my venue 0 times.

Venue Performance Snapshot

Key Drivers

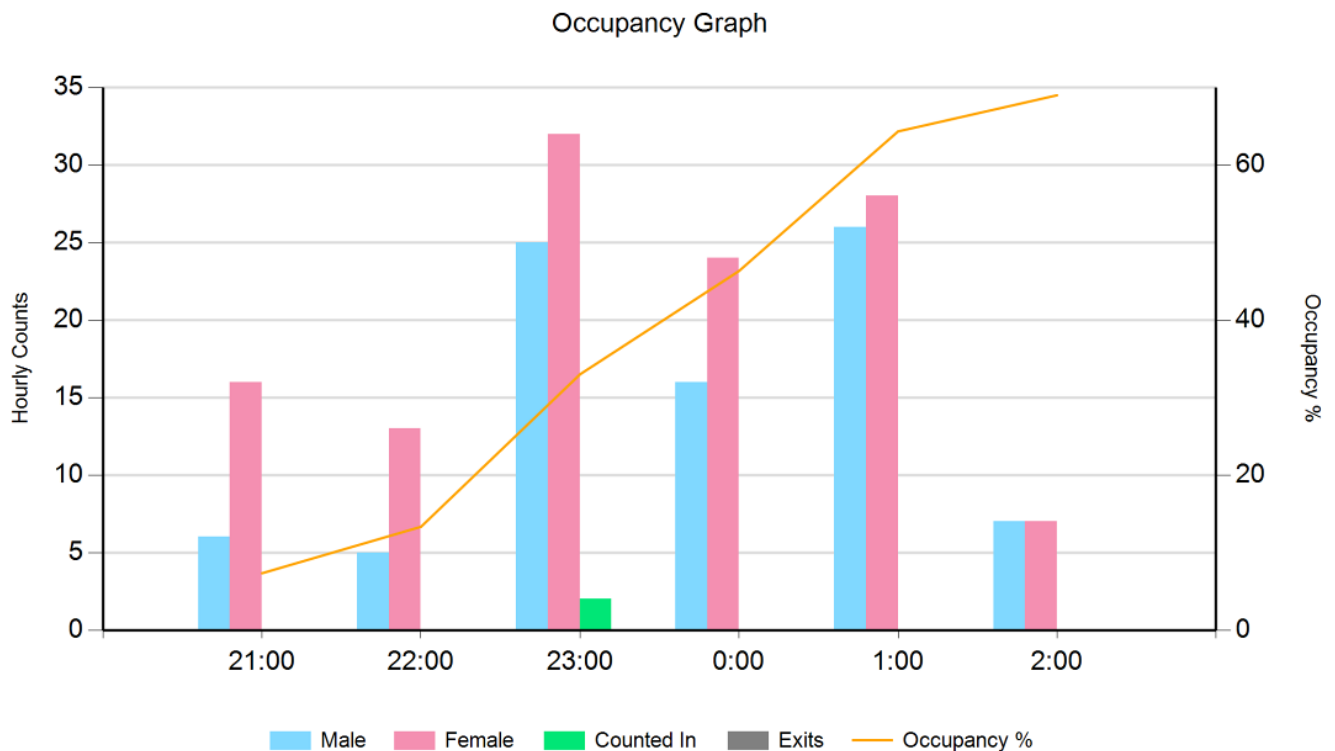
Venue Capacity: 300

Peak Occupancy: 69%

Time of Peak Occupancy: 2:30 AM

Occupancy at Shutdown: 69%

Filling Capacity: 68%



Postal Code Demographics

M = Male F = Female Visitors = Number of patrons that visited your venue from this postal code

Postal Code Demographics

Scanner Report 07.10.2023

We noticed you haven't entered any sales data for this day.

[Click here to enter your sales for the day.](#)

Call us at 1-877-778-9798 if you need any help.

Total Scans**318**

Unique Patrons**318**

Analytics Report

Flags Shown**0**

Fake IDs**0**

Patron Snapshot

Average Patrons



Male Patrons: 179
Male Percentage: 56%
Age: 28.56
Travelled: 13.82 km



Female Patrons: 139
Female Percentage: 43%
Age: 25.32
Travelled: 15.70 km

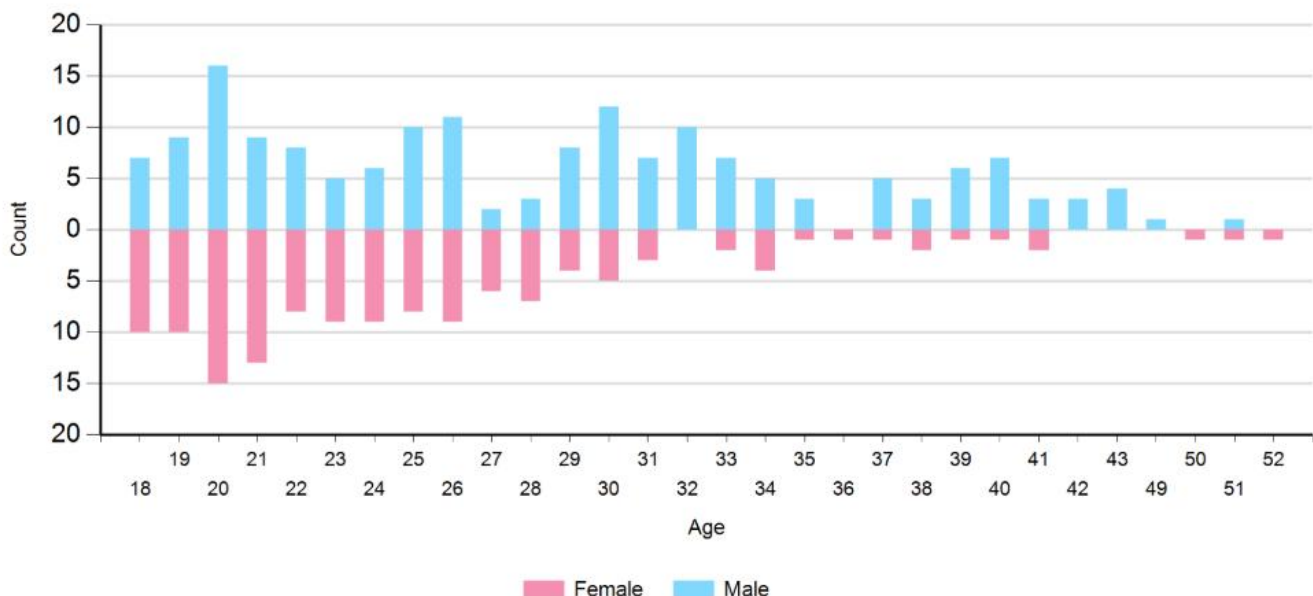
Patron Types

Members: 7
Guestlist: 0
Repeat Patrons: 24
Out-of-Town: 54
Birthday: 15
First Time Visit Within Data Retention Period: 294

New Entries

New Members: 1
New Bans: 0

Patron Age & Gender Distribution



Security Snapshot

Alerts: 6

Flags Shown: 0

Accepted: 0 Denied: 0

Fake ID: 0

Accepted: 0 Denied: 0

Double Scan: 0

Accepted: 0 Denied: 0

Expired: 5

Accepted: 5 Denied: 0

Underage: 1

Accepted: 1 Denied: 0

Notifications Sent: 0

Fire Inspection: 0

Police Inspection: 0

Liquor Inspection: 0

Task Force Inspection: 0

Fight: 0

Custom: 0

My Flagged Patrons

Current Flags: 3

Flags Expiring Within 30 Days: 0

Avg Public Flag Duration: 366 days

Internal(Public) Flags: 1

Public Flags: 2

Flagged Males: 3

Average Re-entry Attempts: 0.00

Flagged Females: 0

Average Re-entry Attempts: 0.00

Since using PatronScan, my Flagged Patrons have tried to enter my venue 0 times.

Venue Performance Snapshot

Key Drivers

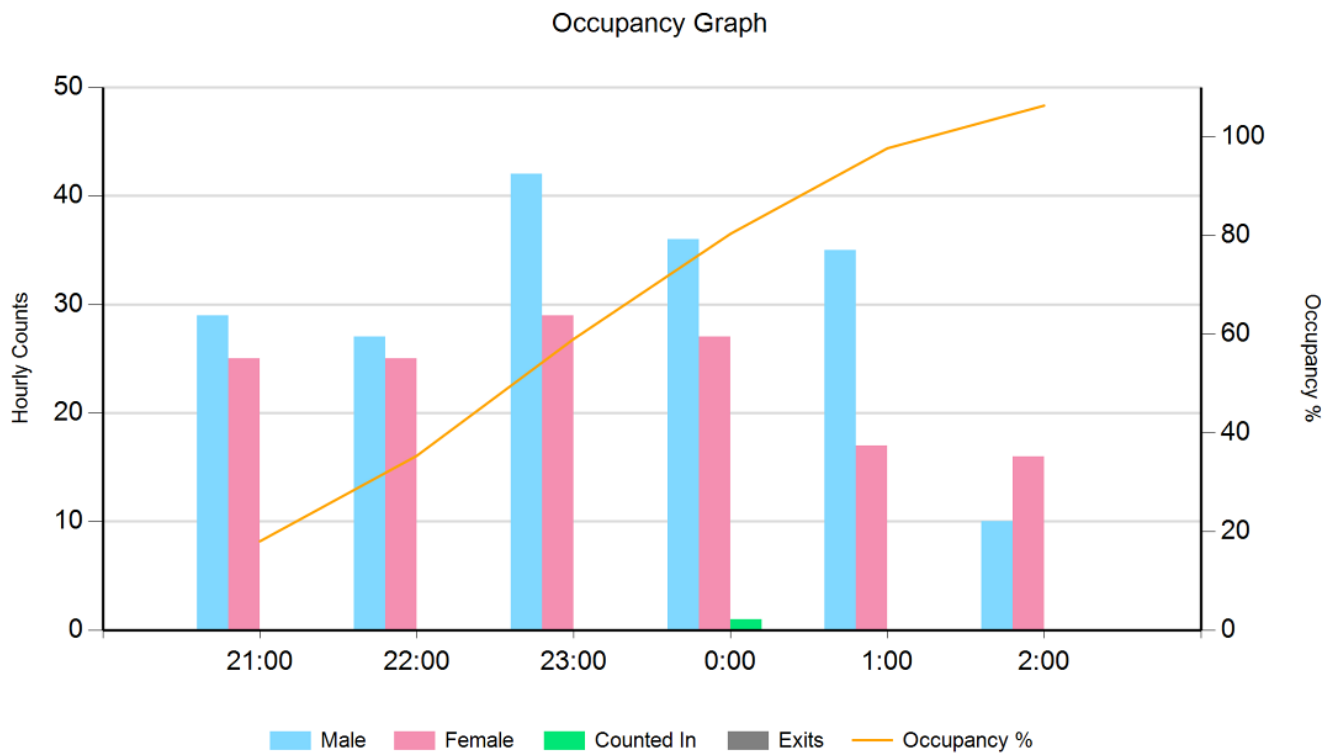
Venue Capacity: 300

Peak Occupancy: 106%

Time of Peak Occupancy: 2:42 AM

Occupancy at Shutdown: 106%

Filling Capacity: 106%



Postal Code Demographics

M = Male F = Female Visitors = Number of patrons that visited your venue from this postal code

Postal Code Demographics

Average Age of Customer

Ages taken from ID scanned

31-Aug	01-Sep	02-Sep	03-Sep
19	25	24	48
19	23	24	48
19	19	33	25
23	42	39	29
22	32	36	23
18	34	22	20
18	28	22	50
18	33	19	30
18	24	22	21
18	52	44	21
18	21	33	
29	21	34	
18	32	33	
18	25	28	
18	24	23	
19	18	28	
19	19	25	
19	33	26	
24	22	29	
27	51	29	
19	25	27	
19	29	27	
28	31	20	
22	22	47	
31	27	40	
25	38	41	
26	32	36	
31	31	28	
28	31	31	
28	22	32	
26	25	22	
25	21	19	
28	21	25	
22	41	23	
22	32	26	
24	19	51	
21	19	47	
24	30	18	
24	28	20	
27	28	19	
31	31	19	
26	34	19	
28	23	19	
46	40	34	
21	41	22	
26	34	22	
27	36	40	

31-Aug	01-Sep	02-Sep
22	24	25
47	18	21
19	19	21
52	24	21
30	29	21
19	33	42
19	22	37
33	30	20
31	24	21
26	24	38
23	24	35
24	20	30
28	18	43
18	18	23
18	32	18
18	37	24
18	24	25
19	24	71
18	24	43
19	23	44
19	38	52
19	22	53
51	23	43
52	24	50
44	24	30
27	18	23
24	18	23
29	18	24
20	18	24
19	24	28
24	24	18
22	18	18
24	18	65
24	18	45
21	18	39
21	19	57
21	19	34
21	23	49
32	22	28
49	22	27
28	22	36
30	23	56
30	36	23
29	27	23
35	34	20
29	33	20
47	19	19
19	19	19
22	33	18

31-Aug	01-Sep	02-Sep
30	32	19
25	42	26
19	25	18
18	24	25
19	44	19
47	24	25
	25	20
	22	24
	24	24
		24
		25
		24
		23
		25
		19
		19
		22
		27
		35
		19
		23
		47
		31
		23
		21
		22
		20
		22
		35
		38
		25
		26
		26
		44
		45
		41
		45
		23
		19
		24
		23
		30
		23
		22
		22
		28
		18
		19
		33

02-Sep

46
44
34
27
28
25
24
24
22
22
33
40
31
30
34
42
59
55
18
18
32
40
51
29
34
37
41
41
23
37
48
60
44
18
21
21
21
18
18
22
28
23
23
33
36
34

Average Age

25.46 25.63 29.85 31.5