

Penalty Point Scheme Consultation: Summary report

This report was created on Monday 25 June 2018 at 08:54.

The consultation ran from 14/05/2018 to 24/06/2018.

Contents

Question 1: What is your name?	1
Name	1
Question 2: What is your email address?	1
Email	1
Question 3: What is your organisation?	1
Organisation	1
Question 4: Were you aware that Hackney Carriage and Private hire Vehicles had specific conditions attached to their licences?	2
Awareness of conditions of licence for Hackney Carriage and Private hire Vehicles	2
Question 5: Do you think introduction of a penalty point scheme will help drive up standards of drivers and vehicles?	2
Will penalty point scheme drive up standards?	2
Please give reasons for your answer:	2
Question 6: Do you think the proposed scheme will assist in ensuring the safety of the public?	2
Will proposed scheme assist in ensuring safety of the public	2
Question 7: Are there any specific issues you would like to see added?	2
Are there any specific issues you would like to see added	2
Question 8: Are there any specific issues you think should be removed?	3
Are there any specific issues you think should be removed	3
Question 9: Are there any specific issues you think should be amended?	3
Are there any specific issues you think should be amended	3
Question 10: Do you have any further comments you wish to make in regard to the proposed scheme?	3
Further comments regarding proposed scheme	3
Question 11: Are you a	3
Respondent	3
Question 12: How old are you?	4
Age	4
Question 13: What is your sex?	5
Gender	5
Question 14: Do you have any physical or mental health conditions or illnesses lasting or expected to last for 12 months or more?	5
Physical or mental health conditions or illnesses	5
Question 15: What is your ethnic group?	6
Ethnicity	6
Question 16: What is your sexual orientation?	6
Sexual Orientation	6
Question 17: What is your religion or belief?	7
Religion	7

Question 1: What is your name?

Name

There were **41** responses to this part of the question.

Question 2: What is your email address?

Email

There were **35** responses to this part of the question.

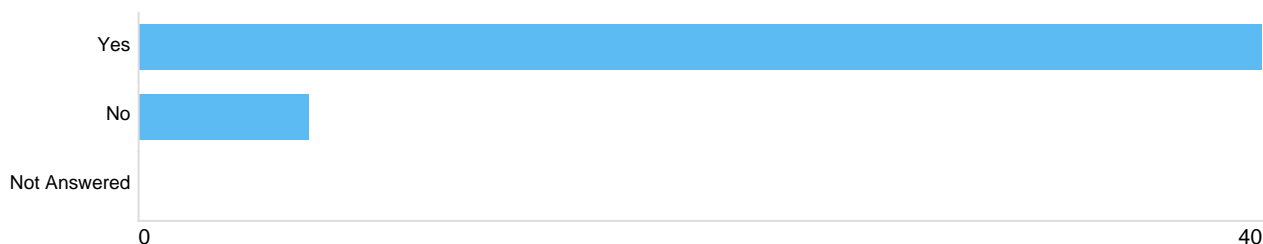
Question 3: What is your organisation?

Organisation

There were **30** responses to this part of the question.

Question 4: Were you aware that Hackney Carriage and Private hire Vehicles had specific conditions attached to their licences?

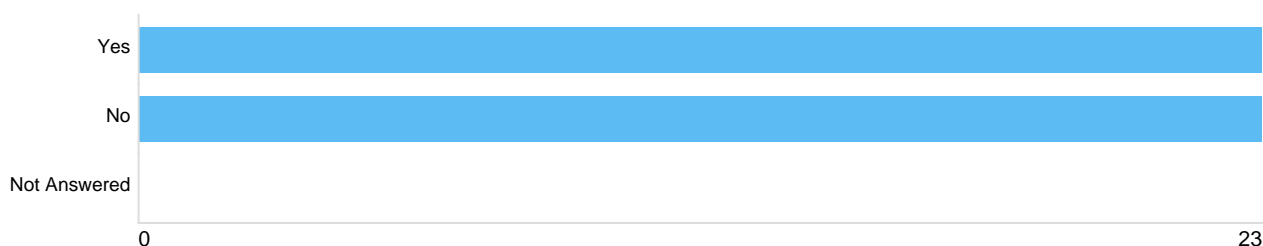
Awareness of conditions of licence for Hackney Carriage and Private hire Vehicles



Option	Total	Percent
Yes	40	86.96%
No	6	13.04%
Not Answered	0	0%

Question 5: Do you think introduction of a penalty point scheme will help drive up standards of drivers and vehicles?

Will penalty point scheme drive up standards?




Option	Total	Percent
Yes	23	50.00%
No	23	50.00%
Not Answered	0	0%

Please give reasons for your answer:

There were 37 responses to this part of the question.

Question 6: Do you think the proposed scheme will assist in ensuring the safety of the public?

Will proposed scheme assist in ensuring safety of the public



Option	Total	Percent
Yes	23	50.00%
No	23	50.00%
Not Answered	0	0%

Question 7: Are there any specific issues you would like to see added?

Are there any specific issues you would like to see added

There were 28 responses to this part of the question.

Question 8: Are there any specific issues you think should be removed?

Are there any specific issues you think should be removed

There were **19** responses to this part of the question.

Question 9: Are there any specific issues you think should be amended?

Are there any specific issues you think should be amended

There were **19** responses to this part of the question.

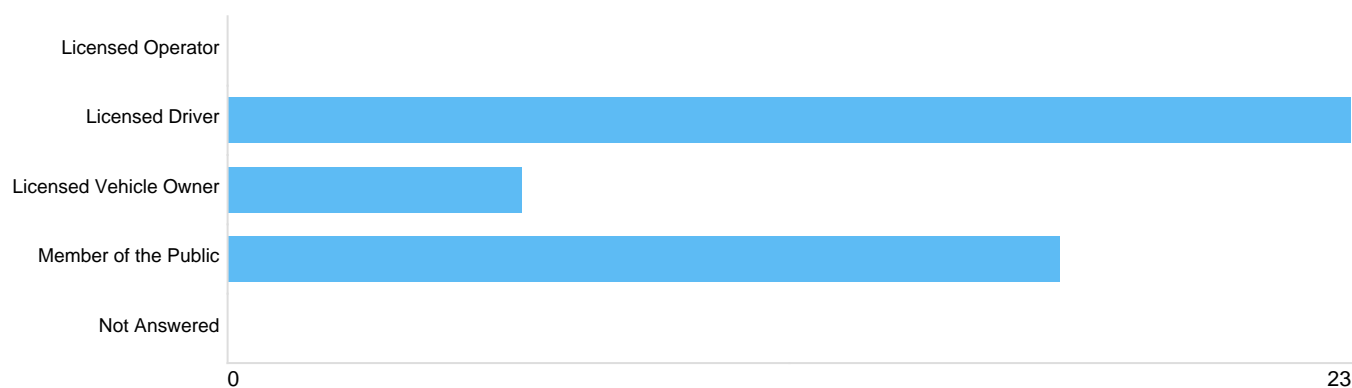
Question 10: Do you have any further comments you wish to make in regard to the proposed scheme?

Further comments regarding proposed scheme

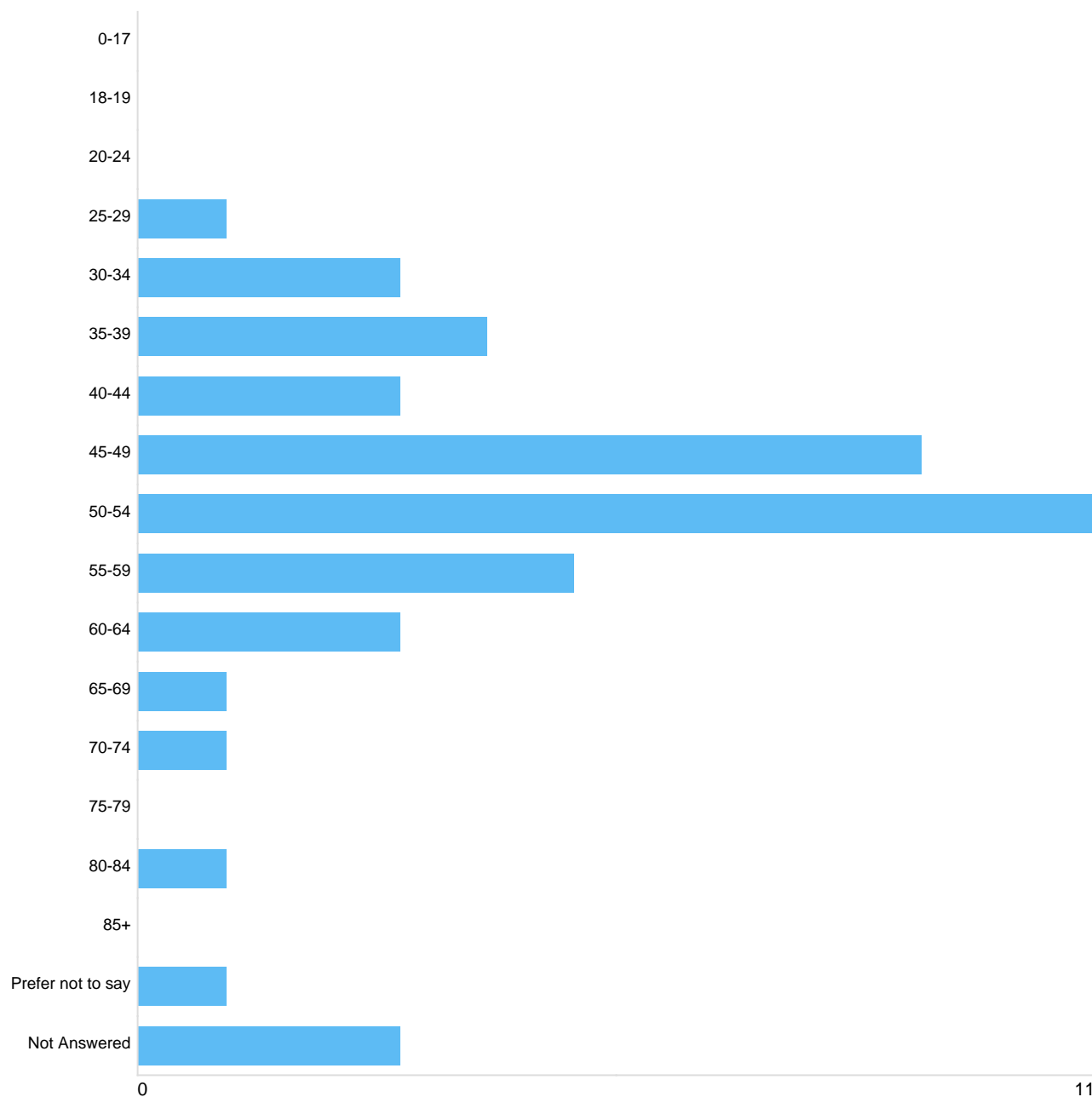
There were **17** responses to this part of the question.

Question 11: Are you a

Respondent



Option	Total	Percent
Licensed Operator	0	0%
Licensed Driver	23	50.00%
Licensed Vehicle Owner	6	13.04%
Member of the Public	17	36.96%
Not Answered	0	0%

Question 12: How old are you?**Age**

Option	Total	Percent
0-17	0	0%
18-19	0	0%
20-24	0	0%
25-29	1	2.17%
30-34	3	6.52%
35-39	4	8.70%
40-44	3	6.52%
45-49	9	19.57%
50-54	11	23.91%
55-59	5	10.87%
60-64	3	6.52%
65-69	1	2.17%
70-74	1	2.17%
75-79	0	0%
80-84	1	2.17%
85+	0	0%
Prefer not to say	1	2.17%
Not Answered	3	6.52%

Question 13: What is your sex?

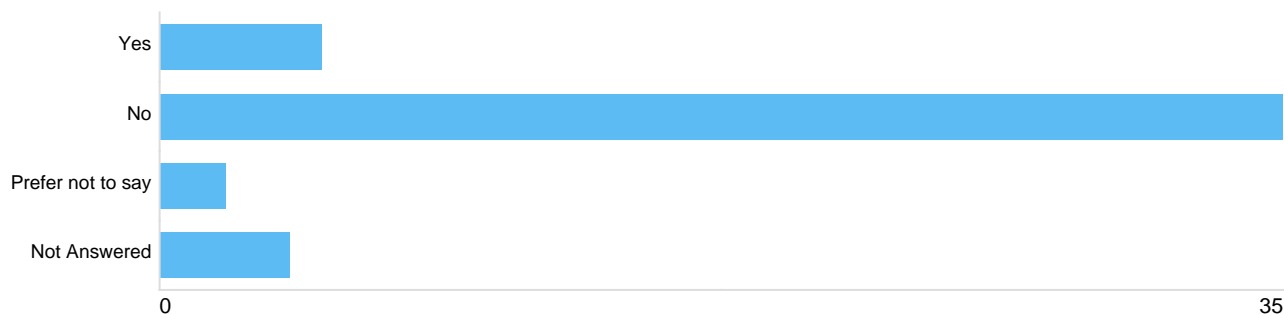
Gender



Option	Total	Percent
Female	6	13.04%
Male	37	80.43%
Not Answered	3	6.52%

Question 14: Do you have any physical or mental health conditions or illnesses lasting or expected to last for 12 months or more?

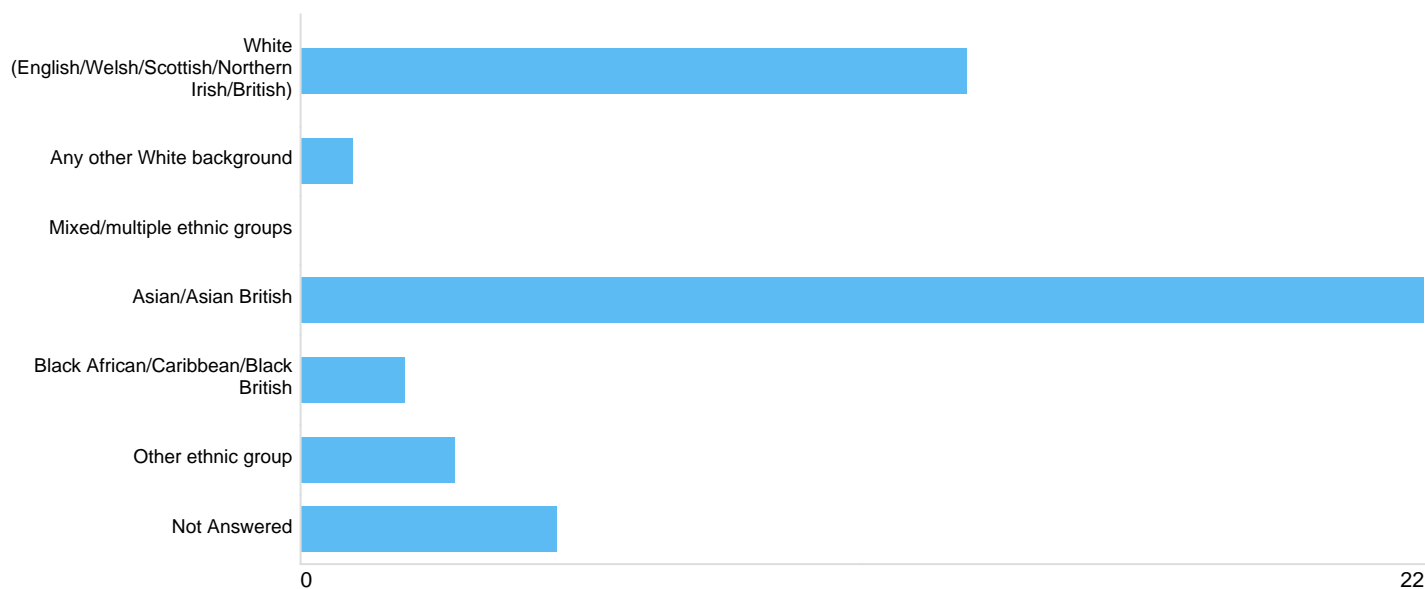
Physical or mental health conditions or illnesses



Option	Total	Percent
Yes	5	10.87%
No	35	76.09%
Prefer not to say	2	4.35%
Not Answered	4	8.70%

Question 15: What is your ethnic group?

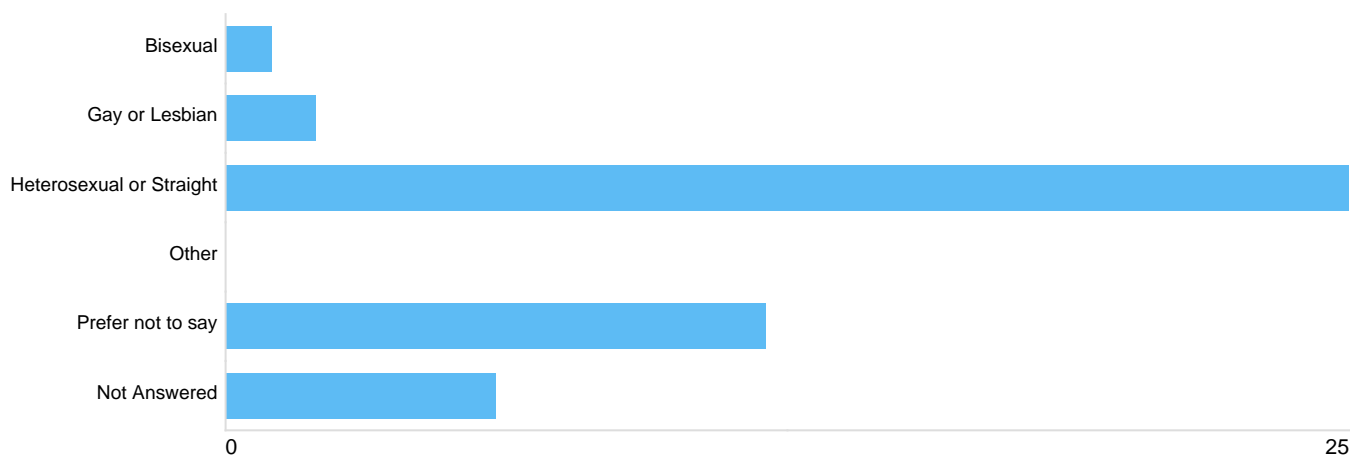
Ethnicity



Option	Total	Percent
White (English/Welsh/Scottish/Northern Irish/British)	13	28.26%
Any other White background	1	2.17%
Mixed/multiple ethnic groups	0	0%
Asian/Asian British	22	47.83%
Black African/Caribbean/Black British	2	4.35%
Other ethnic group	3	6.52%
Not Answered	5	10.87%

Question 16: What is your sexual orientation?

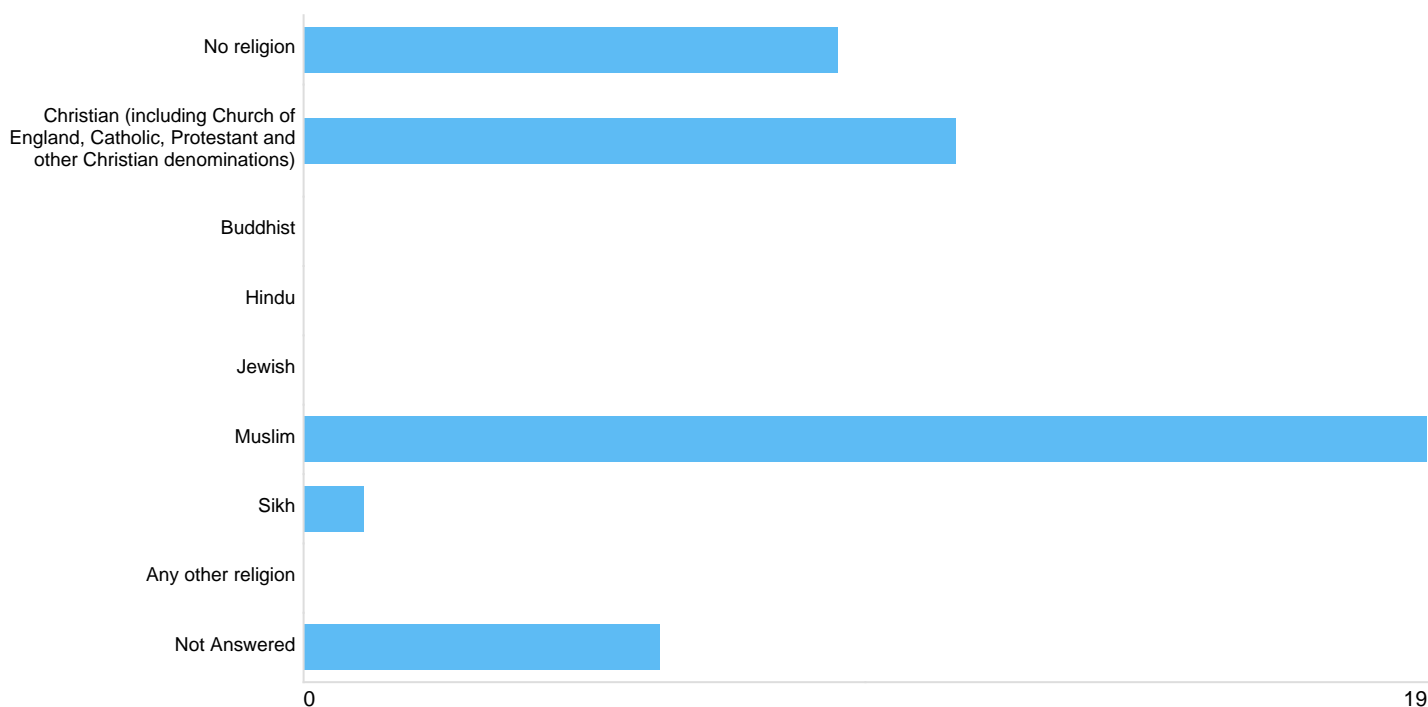
Sexual Orientation



Option	Total	Percent
Bisexual	1	2.17%
Gay or Lesbian	2	4.35%
Heterosexual or Straight	25	54.35%
Other	0	0%
Prefer not to say	12	26.09%
Not Answered	6	13.04%

Question 17: What is your religion or belief?

Religion



Option	Total	Percent
No religion	9	19.57%
Christian (including Church of England, Catholic, Protestant and other Christian denominations)	11	23.91%
Buddhist	0	0%
Hindu	0	0%
Jewish	0	0%
Muslim	19	41.30%
Sikh	1	2.17%
Any other religion	0	0%
Not Answered	6	13.04%