

## Card Payment Facilities in Hackney Carriage Vehicles: Summary report

This report was created on Monday 25 June 2018 at 08:24.

The consultation ran from 14/05/2018 to 24/06/2018.

### Contents

Question 1: What is your name?	1
Name	1
Question 2: What is your email address?	1
Email	1
Question 3: What is your organisation?	1
Organisation	1
Question 4: Do you think it should be compulsory for hackney carriage vehicles to be equipped to accept card payments?	1
Should it be compulsory for HCVs to be equipped to accept card payments	1
Please give reasons for your answer:	2
Question 5: Are you a	2
Respondent	2
If other, please specify	2
Question 6: How old are you?	3
Age	3
Question 7: What is your sex?	4
Gender	4
Question 8: Do you have any physical or mental health conditions or illnesses lasting or expected to last for 12 months or more?	4
Physical or mental health conditions or illnesses	4
Question 9: What is your ethnic group?	5
Ethnicity	5
Question 10: What is your sexual orientation?	5
Sexual Orientation	5
Question 11: What is your religion or belief?	6
Religion	6

### Question 1: What is your name?

#### **Name**

There were **44** responses to this part of the question.

### Question 2: What is your email address?

#### **Email**

There were **40** responses to this part of the question.

### Question 3: What is your organisation?

#### **Organisation**

There were **35** responses to this part of the question.

### Question 4: Do you think it should be compulsory for hackney carriage vehicles to be equipped to accept card payments?

#### **Should it be compulsory for HCVs to be equipped to accept card payments**



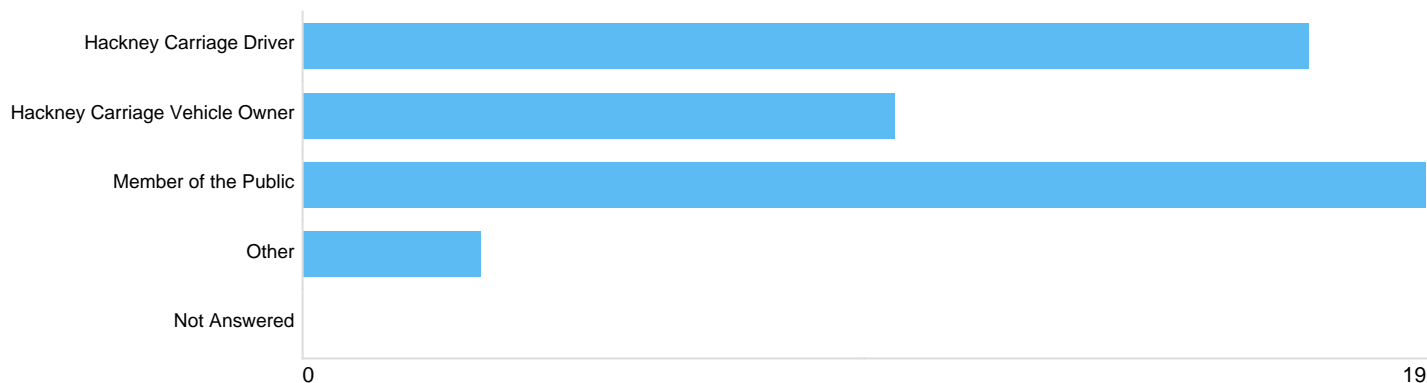
Option	Total	Percent
Yes	37	75.51%
No	12	24.49%
Not Answered	0	0%

**Please give reasons for your answer:**

There were **42** responses to this part of the question.

### Question 5: Are you a

#### Respondent



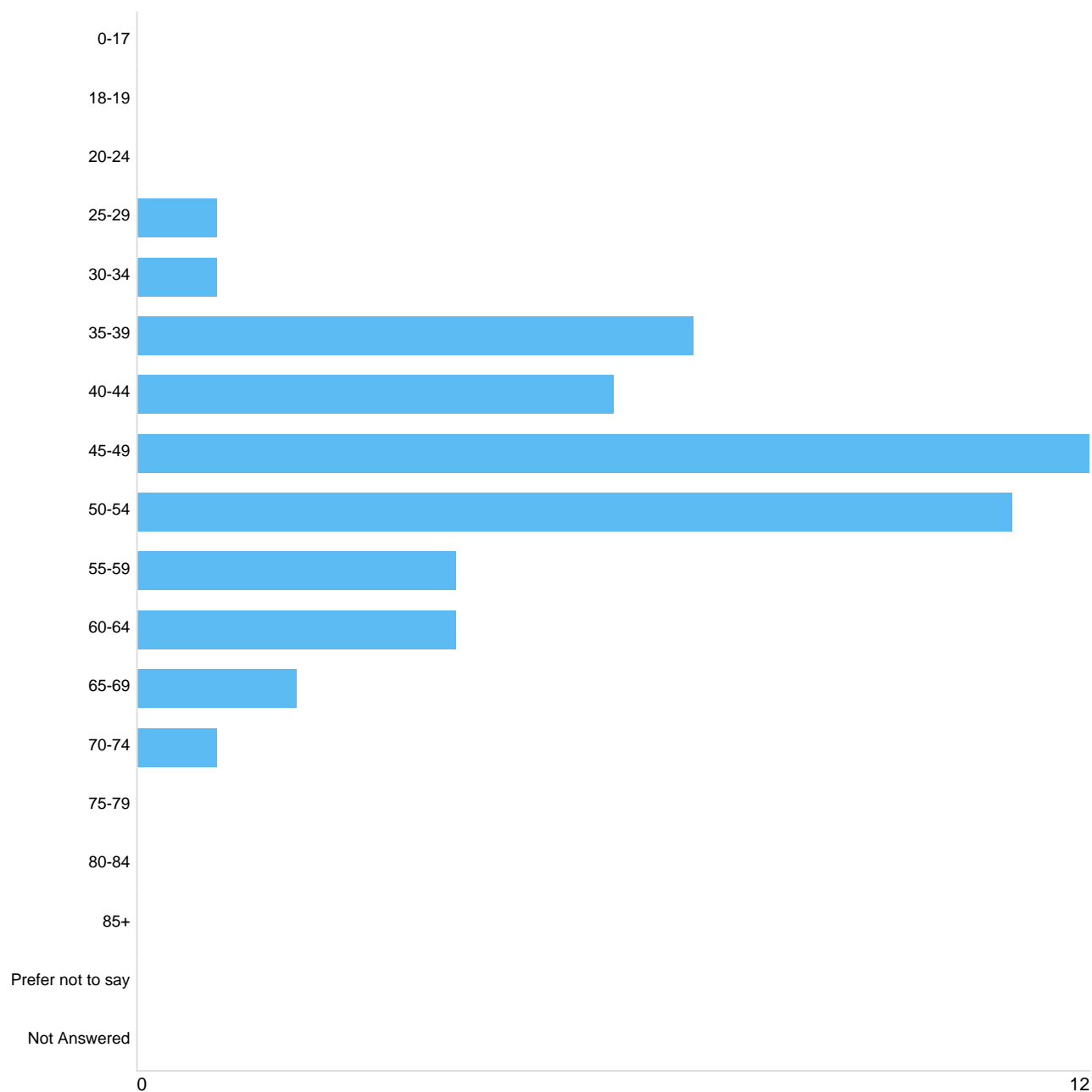
Option	Total	Percent
Hackney Carriage Driver	17	34.69%
Hackney Carriage Vehicle Owner	10	20.41%
Member of the Public	19	38.78%
Other	3	6.12%
Not Answered	0	0%

**If other, please specify**

There was **1** response to this part of the question.

Question 6: How old are you?

Age



Option	Total	Percent
0-17	0	0%
18-19	0	0%
20-24	0	0%
25-29	1	2.04%
30-34	1	2.04%
35-39	7	14.29%
40-44	6	12.24%
45-49	12	24.49%
50-54	11	22.45%
55-59	4	8.16%
60-64	4	8.16%
65-69	2	4.08%
70-74	1	2.04%
75-79	0	0%
80-84	0	0%
85+	0	0%
Prefer not to say	0	0%
Not Answered	0	0%

### Question 7: What is your sex?

#### Gender



Option	Total	Percent
Female	10	20.41%
Male	38	77.55%
Not Answered	1	2.04%

### Question 8: Do you have any physical or mental health conditions or illnesses lasting or expected to last for 12 months or more?

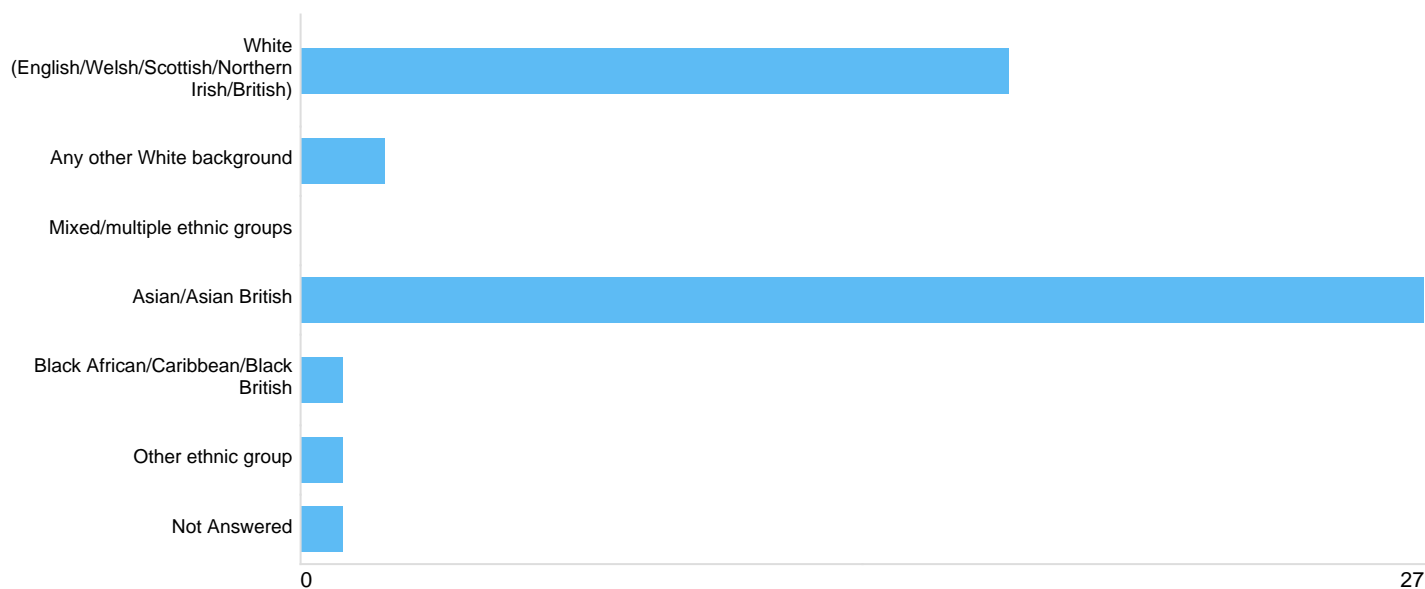
#### Physical or mental health conditions or illnesses



Option	Total	Percent
Yes	4	8.16%
No	40	81.63%
Prefer not to say	4	8.16%
Not Answered	1	2.04%

### Question 9: What is your ethnic group?

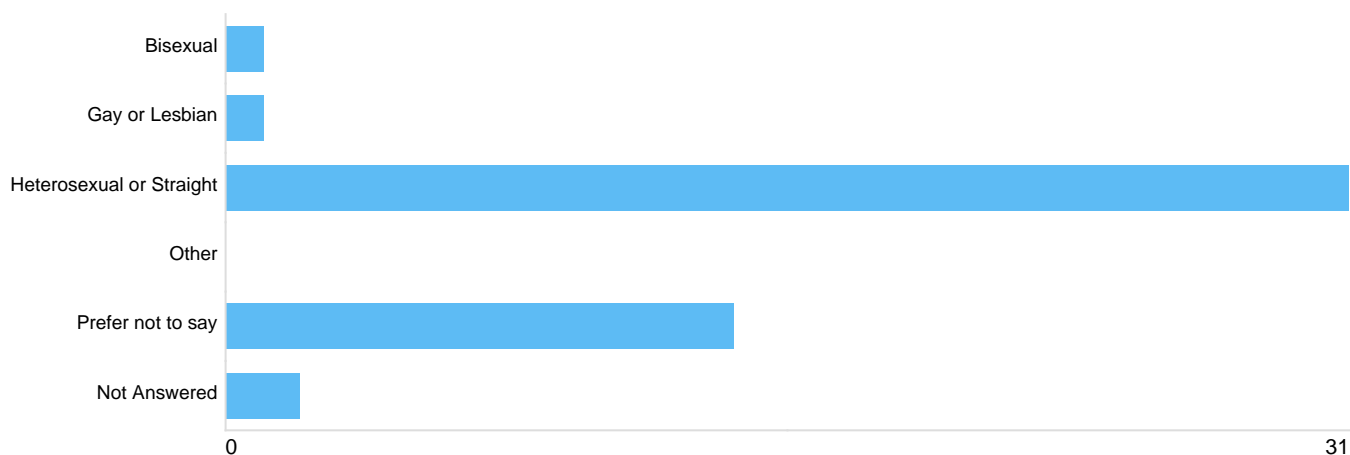
#### Ethnicity



Option	Total	Percent
White (English/Welsh/Scottish/Northern Irish/British)	17	34.69%
Any other White background	2	4.08%
Mixed/multiple ethnic groups	0	0%
Asian/Asian British	27	55.10%
Black African/Caribbean/Black British	1	2.04%
Other ethnic group	1	2.04%
Not Answered	1	2.04%

### Question 10: What is your sexual orientation?

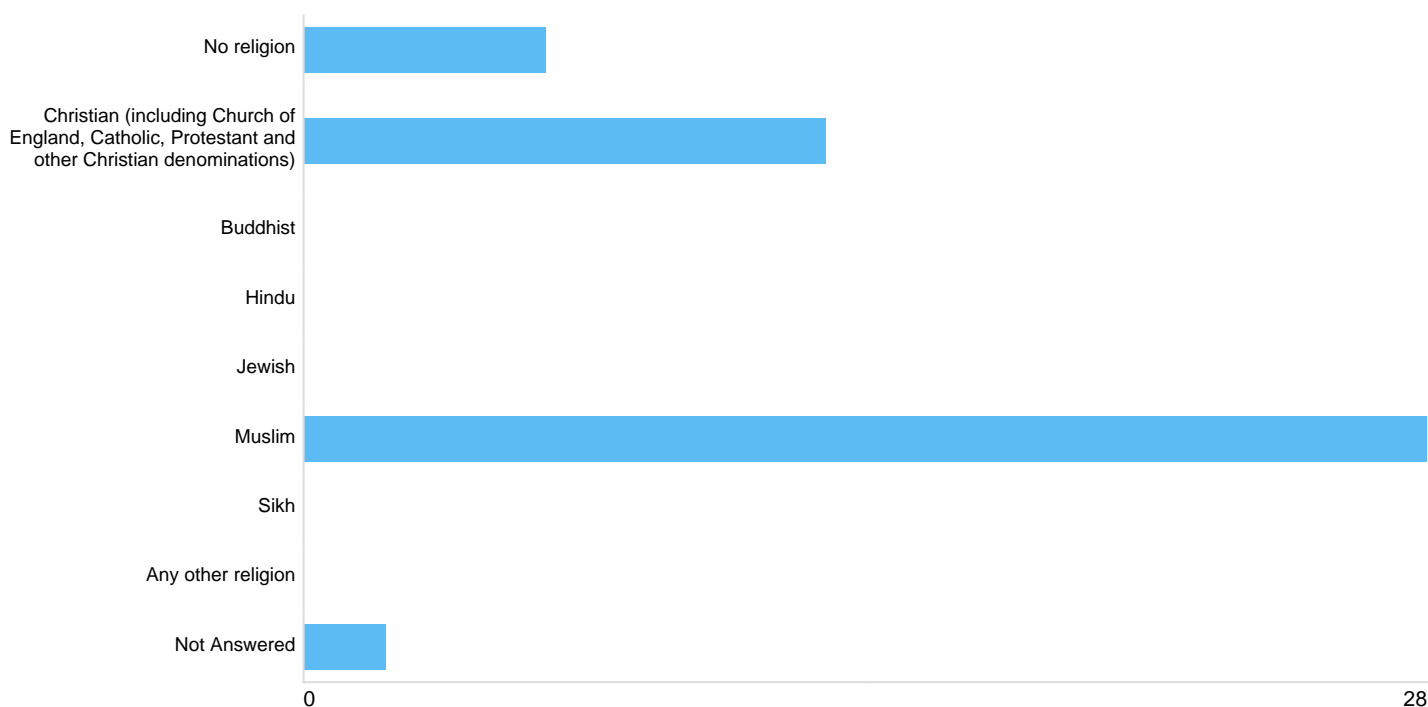
#### Sexual Orientation



Option	Total	Percent
Bisexual	1	2.04%
Gay or Lesbian	1	2.04%
Heterosexual or Straight	31	63.27%
Other	0	0%
Prefer not to say	14	28.57%
Not Answered	2	4.08%

### Question 11: What is your religion or belief?

#### Religion



Option	Total	Percent
No religion	6	12.24%
Christian (including Church of England, Catholic, Protestant and other Christian denominations)	13	26.53%
Buddhist	0	0%
Hindu	0	0%
Jewish	0	0%
Muslim	28	57.14%
Sikh	0	0%
Any other religion	0	0%
Not Answered	2	4.08%