



# Midland Metropolitan University Hospital

An update on progress

Tammy Davies

28<sup>th</sup> November 2023

# Getting to know Midland Met - a recap

Midland Metropolitan University Hospital will be our acute centre for care and includes:

- A purpose-built emergency department with co-located imaging and diagnostic services.
- A dedicated children's emergency department and assessment unit.
- Operating theatres for both emergency and major planned surgery.
- A midwife led birth unit next to a delivery suite, two maternity wards and an antenatal clinic, plus a neonatal unit.
- Same day emergency care for adults.
- Sickle cell and thalassemia centre.

Patients can expect to receive all of this as a standard part of our care model:

- The same high standards any day of the week with senior doctors leading expert clinical teams.
- Diagnostic tests including x-ray, MRI and CT scans, plus other tests for urgent care.
- Our Winter Garden and outdoor spaces are designed to help patients stay active.



Our latest progress video highlights some of our main achievements...



<https://youtu.be/jg2Na75SE2A>

# The benefits of our new hospital

The hospital will house state-of-the-art equipment to support faster diagnosis and improve patient outcomes.

- It will be home to 11 emergency, trauma and elective inpatient operating theatres, maternity theatres and 15 birthing rooms for maternity services.
- The wards and rooms centre on patient wellbeing. All bedrooms have an external view onto one of the courtyards or surrounding areas of the hospital.
- The design includes 50 per cent single rooms with en-suite shower rooms in the main ward areas which will reduce the risk of spreading infections.
- The hospital provides a dementia friendly environment. Colours and clear bed numbers will help patients identify where they are. Layouts of wards will be the same, with each group of four beds within a ward having a different colour theme.



# Progress on site

## Oct 23



## Our future service model

Whilst Midland Met will care for patients that need emergency care or a stay in hospital, most outpatient care, day-case surgery and routine diagnostics remain at the Sandwell and City Hospital sites. This includes

- A 24/7 urgent treatment centre in Sandwell.
- Birmingham Treatment Centre and Birmingham and Midland Eye Centre (BMEC) at City Hospital.
- Provision for step down / rehab facilities.

Significant changes are continuing to take place in our community and primary care services so that even more care can be provided in people's own homes.





...and to ensure...



# Clinical Services – 12 transformations

- 19 admitting specialties are on a single site model already (pick and drop)
- Four specialties going from 2 sites to 1 site
- Four specialties going from 2 sites to 3 sites
- 12 significant transformation programmes

#### Peer Reviews include oversight by:

- **ECIST / NHSEI** - The Emergency Care Improvement Support Team and NHS England and NHS Improvement.
- **Best Practice Network**
- **GIRFT Network** - Getting It Right First Time Network.

## Major change in how we provide care

<b>ED</b> 2 sites to 1	Senior decision making supported by rapid diagnostics to support right care right place.
<b>SDEC</b> 2 sites to 1	Expansion of same day emergency care (SDEC) pathways to optimise ambulatory care, reducing admissions and assessment unit demand.
<b>Assessment Units</b> 2 sites to 1	Rapid diagnostics and decision making over seven days to reduce length of stay (LOS) in assessment units.
<b>Older Peoples Care &amp; Frailty</b> 2 sites to 1	End to end acute and community care will prevent patients being admitted unnecessarily or reduce LOS if admitted.
<b>Stroke Decoupling</b>	Rehabilitation to be provided in a community setting to improve patient care, end of life experience and release acute beds.
<b>Cardiology</b>	Increased use of ambulatory pathways and day case procedures will prevent patients being in hospital unnecessarily.
<b>Acute Therapies</b> 2 sites to 3	Extended working hours will enable patient therapy provision to support earlier discharge.
<b>Imaging</b> 2 sites to 3	Improved turn around times will support rapid decision making at the front door. Demand management and artificial intelligence will improve efficiency.
<b>Endoscopy</b> 2 sites to 3	Separation of inpatient and outpatient endoscopy to the treatment centres and Midland Metropolitan University Hospital to support patient flow and productivity.
<b>Place Partnership</b>	Community beds and home based services right sized to enable increased supported discharge from acute settings.
<b>Theatres</b> 2 sites to 3	Increased use of day case pathways with day case activity split from elective and emergency activity will improve efficiency.
<b>Enhanced Care</b>	Provision of a post anaesthetic care unit (PACU) and ward based enhanced care to support care pathways.



# OUR FUTURE SERVICE MODEL BY SITE

(Plans as of January 2023)

## DUDLEY ROAD SITE (City Hospital)

### BIRMINGHAM TREATMENT CENTRE

#### OUTPATIENT SERVICES

Including:

- General clinics for multi-speciality use.

#### Bespoke OP services

- ENT and SLT
- Breast services
- Gynaecology & Colposcopy
- Hearing Services
- Orthopaedic & Fracture Clinic
- Oral Surgery (TBC)

#### DIAGNOSTIC

- Endoscopy Unit
- Imaging (PE, US, MRI, CT)
- Phlebotomy
- Cardiac Diagnostics Respiratory Physiology (main dept)

#### DAY TREATMENT

Day Surgery Unit (6 theatres) & minor ops

#### OTHER

- Pharmacy
- Research

### SHELDON

#### OUTPATIENT SERVICES

Including:

- Dermatology
- Cardiac Rehabilitation
- Pain Management Clinics Therapy Services (Rehab, OT, Neurology, SLT, MSK)
- Dietetics

#### DGM Building

- Clinical Admin
- National Poisons Information Service (NPIS)

### BIRMINGHAM MIDLAND EYE CENTRE (BMEC)

#### OUTPATIENT & DIAGNOSTIC SERVICES

- Ophthalmology clinics (adults & children)
- Glaucoma clinics
- Visual Function dept Orthoptics
- Optometry
- Other specialist eye diagnostics
- Behcet's Service
- Medical Illustration

#### OPHTHALMOLOGY A&E

#### DAY TREATMENT

Ophthalmology Day Surgery (adults & children)

#### OTHER

- Clinical Admin
- Training facilities

### MIDLAND METROPOLITAN UNIVERSITY HOSPITAL

#### URGENT TREATMENT CENTRE

#### ACUTE INPATIENT BEDS: 732

- 13 Adult wards (32 beds each) including coronary care (14) beds, hyper acute stroke (6) beds & level 1 beds (16 distributed within wards)
- 2 Maternity wards (56 beds)
- 30 Critical Care beds
- 36 Neonatal cots
- 50 Paediatric beds (& 6 day case spaces)
- 108 AMU beds & 24 Same Day Emergency Care trolleys

#### EMERGENCY / ELECTIVE SURGERY / DAY CASE

- Emergency Department
- 2 Trauma theatres
- 2 Emergency theatres
- 7 Elective theatres
- 2 Maternity theatres
- 15 Delivery Suites
- 6 Birthing centre
- Medical Infusion/Procedure Suite & SCaT

#### DIAGNOSTIC

- Endoscopy Unit
- Cardiac Interventional Suite (2 cardiac labs) Imaging (Plain x-ray, US, Ante Natal US, MRI (1), CT (2), Physics & Nuclear Medicine, IR) Medical Illustration (inpatient support) Essential Service Laboratory Medical intervention unit
- Cardiac Diagnostics (main dept)
- Respiratory Physiology (inpatient support)
- Neurophysiology (inpatient support)

#### OUTPATIENT SERVICES (Bespoke)

- Antenatal Care and phlebotomy
- Paediatrics (including audiology test room, orthoptic consulting rooms)
- Urodynamics

#### OTHER

- Research
- Pharmacy
- Clinical and Corporate Administration
- Education Centre
- Multi-faith Centre
- Mortuary
- Integrated discharge hub

Community  
Intermediate  
Care Beds

### SANDWELL TREATMENT CENTRE

#### OUTPATIENT SERVICES

General clinics for multi-speciality use

Bespoke OP Services including:

- Ophthalmology
- ENT
- Gynaecology + Colposcopy
- Paediatrics
- Orthotics (main dept)
- Orthopaedics & Fracture Clinic
- Midwifery led Antenatal Care
- Dietetics
- Dental
- Therapy Services - (MSK, Hand Therapy, SLT, OT, Foot health)
- Cardiac Rehabilitation Clinical Research Facility

#### DIAGNOSTIC

- Endoscopy Unit
- Imaging (Plain x-ray, US, Ante natal US, MRI, CT)
- Medical Illustration
- Phlebotomy
- Cardiac Diagnostics
- Neurophysiology Service (main dept)
- Respiratory Physiology
- Pathology (specialist labs)
- Integrated discharge hub

#### SANDWELL URGENT TREATMENT CENTRE

#### PRIMARY CARE GP practice

#### OTHER

- Trust Headquarters
- Occupational Health Department Pharmacy
- Mortuary (main dept inc. PM)
- Clinical and Corporate Admin Academic & Research (main dept)
- Education Centre

#### DAY TREATMENT

- Chemotherapy Services
- Medical Infusion Suite
- Day Surgery Unit (4 theatres)

Community  
Intermediate  
Care Beds

### ROWLEY REGIS HOSPITAL

#### OUTPATIENT SERVICES

General clinics for multi-speciality use including:

- Community Clinics
- Ophthalmology
- Dental
- Urology
- Gynaecology (community)
- ISHUS
- Dietetics
- Children's services
- Therapy Services - (MSK, Rehab, SLT, OT, Foot health)

#### DIAGNOSTIC

- Imaging (Plain x-ray, US)
- Phlebotomy
- ECG

#### PRIMARY CARE COMMUNITY

Admission Avoidance Service

#### URGENT COMMUNITY RESPONSE

#### ADMISSION AVOIDANCE

#### VIRTUAL WARDS

#### OTHER

- Clinical and Corporate Admin
- Main Catering Unit

#### DAY TREATMENT

- Heart of Sandwell Day Hospice

Community  
Intermediate  
Care Beds

#### LEASOWES

#### COMMUNITY SERVICES

ICARES, District Nursing, ESD Stroke Team, School Nursing, Health Visiting, Specialist Nursing Teams (Continence, Heart Failure, Diabetes, Falls), ISHUS, Community Rehabilitation Teams, Case Management Team, Foot Health, Admissions Avoidance Team, HAPO, MSK Clinics, Hand Therapy Service, Specialist Diabetes Service, Community Paediatric Nursing, Specialist Nursing & Therapy Teams, Respiratory Team, HIV Clinic, GP practices & other primary care services.

**The MMUH programme of service transformation , workforce redesign, and building construction , is the biggest such development on-going in the English NHS at the this.**

To ensure that we can fit effectively in the new hospital we have a plan to reduce the number of occupied inpatient beds 'on year.

We are successfully progressing the 62 bed-closure plan

To ensure that we can safely close unfunded beds and mitigate against any risks , our teams are achieving this through multiple schemes aimed at admission and attendance avoidance.

These include Urgent Community response, frailty same day emergency care (FSDEC), medical and surgical SDEC, virtual wards and care homes admission avoidance. All these schemes are starting to meet or even exceed the expectations that we have of them

**Would not be possible without our partners at 'Place level colleagues ; Adult Social Care, Integrated Care Board, local GPs and colleagues in the voluntary and 3<sup>rd</sup> sector.**



# Employment

## Are we recruiting more roles at Midland Met?

The Trust board have agreed to 484 more staff at Midland Met and there are a number of active recruitment campaigns underway to support us in being fully staffed.

We hosted a dedicated consultant open day on 7 July at Midland Met to support our objective to recruit to some of these roles.

We are also focusing heavily on local employment for local people



**CONSULTANT OPEN DAY**  
Friday, 7 July 2023 | 09:30 - 15:30

**CONSULTANT OPEN DAY**  
Friday, 7 July 2023 | 09:30-15:30  
Midland Metropolitan University Hospital | Cranford Street, B66 2RT

The new Midland Metropolitan University Hospital opens in Birmingham in 2024. It brings together acute and emergency care onto a single site, in a new, state of the art clinical facility.

Sandwell and West Birmingham Local Trust, that is responsible for the new hospital, is seeking excellent clinical candidates for consultant posts that will work in the new facility and across the wider Trust.

**ABOUT THE OPEN DAY**  
At our open day you can:

- Find out about consultant roles and opportunities at the Trust,
- Take a tour of the new hospital and the Trust's other sites,
- Meet senior clinicians and Trust executives,
- Find out about innovative services, research and development and teaching opportunities,
- Join Trust staff for an evening in Birmingham.

Scan the QR code below to register or contact [michelle.jarrold@nhs.net](mailto:michelle.jarrold@nhs.net) to find out about roles available.

**ABOUT MIDLAND METROPOLITAN UNIVERSITY HOSPITAL**  
Our new hospital will offer outstanding clinical facilities, operating theatres, rapid diagnostics, same day emergency care services, assessment units, maternity services, acute medical and surgical wards. Half of the beds are in single ensuite rooms. The unique design of the building protects patient privacy and dignity with dedicated routes for visitors, patients and staff. The public areas include an indoor winter garden with an art gallery, green spaces, retail outlets and community facilities. The Trust will maintain its existing three hospital sites that will predominantly run outpatients clinics, routine diagnostics and day case surgery.

**ROLES AVAILABLE**  
As we near opening we are designing new ways of working and have a range of consultant and other clinical roles on offer. In particular, we are looking for consultants in:

- Acute medicine
- Elderly care
- Stroke
- Critical care
- Diabetes and endocrinology
- Respiratory
- Emergency medicine
- Radiology
- Rheumatology

Booking is essential to reserve your place.

[bit.ly/5V6Cconsultant23](https://bit.ly/5V6Cconsultant23)

## Supporting local employment

- The MMUH programme set ambitious targets for ensuring over 35% of residents work in or supporting the new hospital
- The SWAP Programme involves us working with Sandwell College to develop course to upskill local people and help them gain employment
- The recruitment teams working closely with widening participation teams has been successful in offering 14 ward service officer roles through this scheme
- We are also working on developing this further to bring in health care support workers .
- This is critical to us doing our bit to improve not just health, but the life chances for local people.



We are fortunate across Sandwell and West Birmingham to have strong relationships across health, social care and the voluntary, community and faith-based sector including those grass routes organisations who live and work in our communities, supporting local people



**We are recruiting Members for our first Hospital Young People's Forum**


Are you aged 13-21? Interested in Health? Want to know more about our hospitals & community services?

**Sandwell and West Birmingham Hospitals NHS Trust** is excited to announce that we are recruiting for our first ever Young People's Forum and we are looking for young people across Sandwell and West Birmingham to be part of it.

**What is it?**

- The purpose of our forum is to give young people a voice, to work with us and tell us about the good stuff and help us make the others things better
- It's an opportunity to help shape future services
- A great way to meet other young people interested in health
- All expenses are covered - travel, food, drinks

Interested? Join us on Thursday 25th August at 6.00pm in the Education Centre, Sandwell Hospital, Hallam Street, West Bromwich, B70 4HJ. Please drop us an email at [svbh.announcements@nhs.uk](mailto:svbh.announcements@nhs.uk) or visit our website for more information [www.svbn.nhs.uk](http://www.svbn.nhs.uk)



## Public & community engagement

We are completing public engagement across the 12 core transformation areas. So far, we've:

- Completed our day case surgery conversation.
- Our stroke services conversation is in progress.



We have undertaken near neighbours' events in in early 23 and most recently this month ( Nov).

To listen and respond to community concerns and ideas.



## And we are on the move.....

Our **Midland Met Mobile** is hitting the road! We've transformed a disused patient transport van into a rolling billboard for the brand-new hospital, all part of an effort to connect with our communities.

Our goal? To make sure that every resident of Sandwell and West Birmingham knows that Midland Met is on the horizon and here to transform their healthcare for years to come.

You'll see our van at libraries, shopping centres, and the heart of the community, sparking conversations about our upcoming hospital and how it will affect everyone around us.

We'll be taking our messages out into the community, driving into each one of our neighbourhoods. We know that we have strong communities around us, but we must engage and enable them to feel a belonging to our new hospital.



## System and stakeholder visits

We have hosted several visits over the past year with key stakeholders  
A few weeks ago we met with Healthwatch Birmingham

Richard Burden, Chair, said “We’ve been impressed by the space we’ve seen. The space in the corridors, in the four-bedded bays, and in the single rooms is important for a successful hospital.

“It’s been stressed that it needs to integrate, reflect and be involved with the local communities. The Winter Garden is a welcoming and quality environment for patients, families and the local communities.

“We are looking forward to seeing Midland Met opening, and the patients we represent in West Birmingham coming here for emergency and inpatient care – it’s an impressive project.”





# Transport and Connectivity

## What will the transport links to Midland Met be?

Whilst Midland Met has been designed to accommodate plenty of covered parking within the building for staff and patients, there are several programmes to support sustainable travel.


Bike lanes from Sandwell and Birmingham will converge on Midland Met, the canals are being redeveloped to offer a scenic route to site and buses will be regularly scheduled, arriving and departing from the front of Midland Met.

We are working with Transport for West Midlands on the public transport routes with potential for on site bus stops and a new bus route.

And plans to help support routes for local residents of the Sandwell Borough



# Regeneration, fundraising and learning campus



## Key elements of regeneration

### Economic

- Increasing skills, employment and wages, attracting new businesses and investment, redevelopment of brownfield land.
- Encouraging new housing and infrastructure investment.

### Social and cultural

- Interventions which promote health and wellbeing, strong and engaged communities, arts and culture.

### Environmental

- Sustainability and net zero carbon.
- Active travel initiatives, accessible green space and measures to reduce air pollution.

### Effective delivery requires:

- Leadership and vision.
- Collaborative working and partnerships.
- Aligning resources.



## Midland Met learning campus

- Partnership with the Sandwell College, Aston and Wolverhampton universities, incorporates The Learning Works.
- Focus on skill shortages across additional clinical services, allied health professionals and nursing and midwifery.
- Provides pathways into long term employment for residents and will accelerate the delivery of transformational regeneration in the area.




- 1280 learners will be assisted every year across a range of short and longer term courses.
- Includes community space; the design will encourage the community to engage, explore and seek out opportunities.
- Circa £15.7m capital requirement - £12.9m already secured from the Towns Fund government programme. **Planning permission recently approved**
- Gateway location on our own land at the front of Midland Met – students will be able to connect training to real life experience.



## Opportunities at or close to Midland Met

- Midland Met learning campus.
- Community garden.
- New housing – mixed modes, apartments and houses.
- Employment opportunities, commercial and retail.
- Education from 16+ through to university level.
- Improved connectivity between canal tow path and hospital site.
- Active travel opportunities – bike lanes connecting Sandwell and Birmingham.

- We continue to drive excellent work on community engagement for the new hospital
- Developed our work hosting strategic planning workshops with councils and ICB leaders, on how to regenerate and improve the corridor of land between MMUH and Birmingham City Centre
- City Hospital site long term redevelopment plans
- Made considerable progress on building the MMUH Learning Campus, in partnership with further education institutions
- Our progress on employing local people to work at the Trust and targeting those currently on benefits, to work in the wide variety of roles a Trust of our size can offer
- Our progress on redesigning acute medicine, stroke, and community admission avoidance services, to continue to reduce bed occupancy and length of stay
- Our progress on taking colleagues through formal management of change, should their role be set to change focus, or should they be asked to relocate to the MMUH as part of their job



**Thank you for listening**  
**Any Questions?**