

# COVID Marshal and Enforcement Update



# COVID Marshals

- The Director of Public Health has funded the continuation of the Covid Marshals and the recruitment of an additional 50% is almost completed. There will be 36 in the City as a whole and 12 in Parks although extra support can be given to any area with these officers.
- Between 15th March and 15th April a further 5,030 face coverings were distributed bring the total to over 27,000.
- 41% of masks distributed this month were distributed after the restriction changes on the 12<sup>th</sup> April. We believe even after the final step in the Governments road map on restrictions being lifted there will still be some future demands for face coverings. As such we continue to reinforce that face coverings are key.
- Following the opening of non-essential retail all of the Covid Marshals were used to help with queue management and to help identify pinch points.



# Enforcement - areas of work

- Coronavirus enquiries
- Whistle blowing hotline
- Enforcement patrols (including joint patrols)
- Contract tracing referrals
- Outbreak referrals
- Interdepartmental referrals

# COVID Enforcement Patrols




Following the re-opening of non-essential retail on the 12<sup>th</sup> April and the significant decrease in the incidence of Covid infections we, in conjunction with the Police, have moved much more to an “education” type approach.

Currently trying to restrict ourselves to identifying non-compliances and draw these to the attention of the business operator. We are advising that they only need to be corrected if it can easily be done at no or limited cost. Where there are significant implications to the business we are advising the matter should be noted. (As per Secretary of State for Housing, Communities and Local Government letter)

If there is an up-tick in infection rates then at that point the matter will need to be rectified. Gross or intentional non-compliance, or matters that have a significant health impact will continue to be tackled.

Photo shows a bench which is non-compliant.

# COVID Enforcement Patrols

- In the region of 19,100 business checks have been undertaken since 8<sup>th</sup> January 2021 of which 760 were non compliant leading to 101 enforcement notices being served.
- Average compliance by businesses is 96.18%  up from 95.74 last report.



# Assisting Businesses out of Lockdown Restrictions

- From visits, information distribution & business interactions Environmental Health gave advice to **4062** individual businesses across the city's Leisure, Close Contact services and Hospitality Sectors ahead of the lifting of restriction on 12 April 2021
- Businesses were provided with detailed information on how to reopen and operate safely, as well as being signposted to sector specific resources



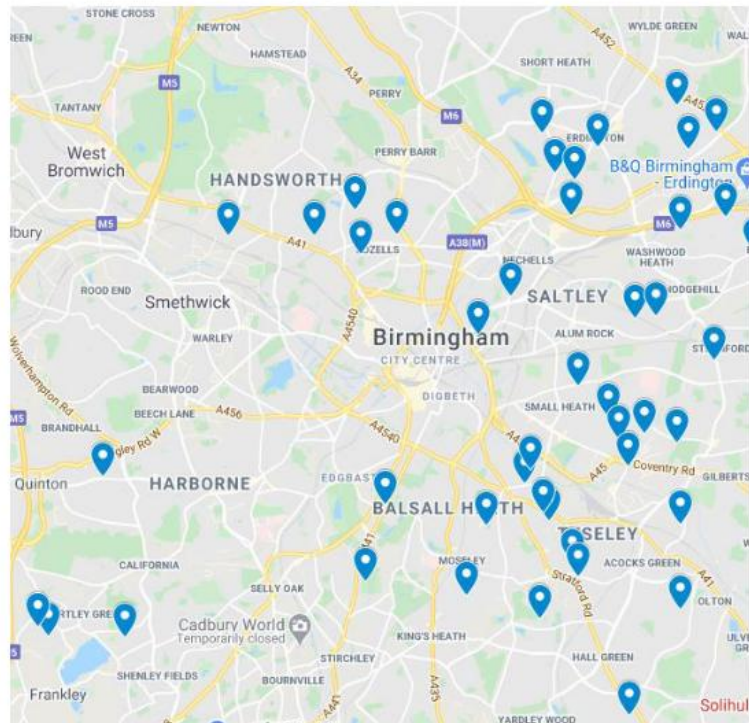
15<sup>th</sup> March – 15<sup>th</sup> April



# Supporting Contact Tracing Birmingham

- Environmental Health Continue to support colleagues in Contact tracing through their shift to a “Local Zero\*” approach to their track and trace work
- Contact centre continue refer to cases who refuse to engage or indicate they may not be isolating.
- Officers are making contact and where necessary visiting cases to encourage engagement with Contact Tracing Team, to ensure case is isolating and checks on cases referred from Contact tracing who may be vulnerable and in of need assistance

\* Local Zero is where the Local Authority trace all cases within their jurisdiction. i.e. cases in Birmingham are no longer being contact by National Track and Trace



15<sup>th</sup> March – 15<sup>th</sup> April

# Faith Groups

- Faith Charter introduced which provides a tool box to navigate the changes in the legislation, guidance and support. Details of the Charter and toolbox have been circulated to around 300 faith settings with around 100 faith settings requesting to join the Charter so far.
- COVID grant monies used to support places of worship in purchasing protective equipment such as sanitiser dispensers, cleaning products, plastic screens, one way stickers, disposable prayer mats and Zoom licences.
- Faith workers are encouraged to take Lateral Flow Tests as part of their risk management and encourage members of the congregation to take tests before visiting places of worship.





# Faith Groups

- Environmental Health and the Health Protection Team have been running fortnightly meetings with places of worship. The focus of these meetings has been set by the faith settings themselves with risk assessments, cleaning and ventilation being areas of most concern. Question and Answer sessions have also proven popular.
- One Improvement Notice under the Health and Safety at Work Act 1974 has been served due to a place of worship not engaging in sharing their risk assessment.



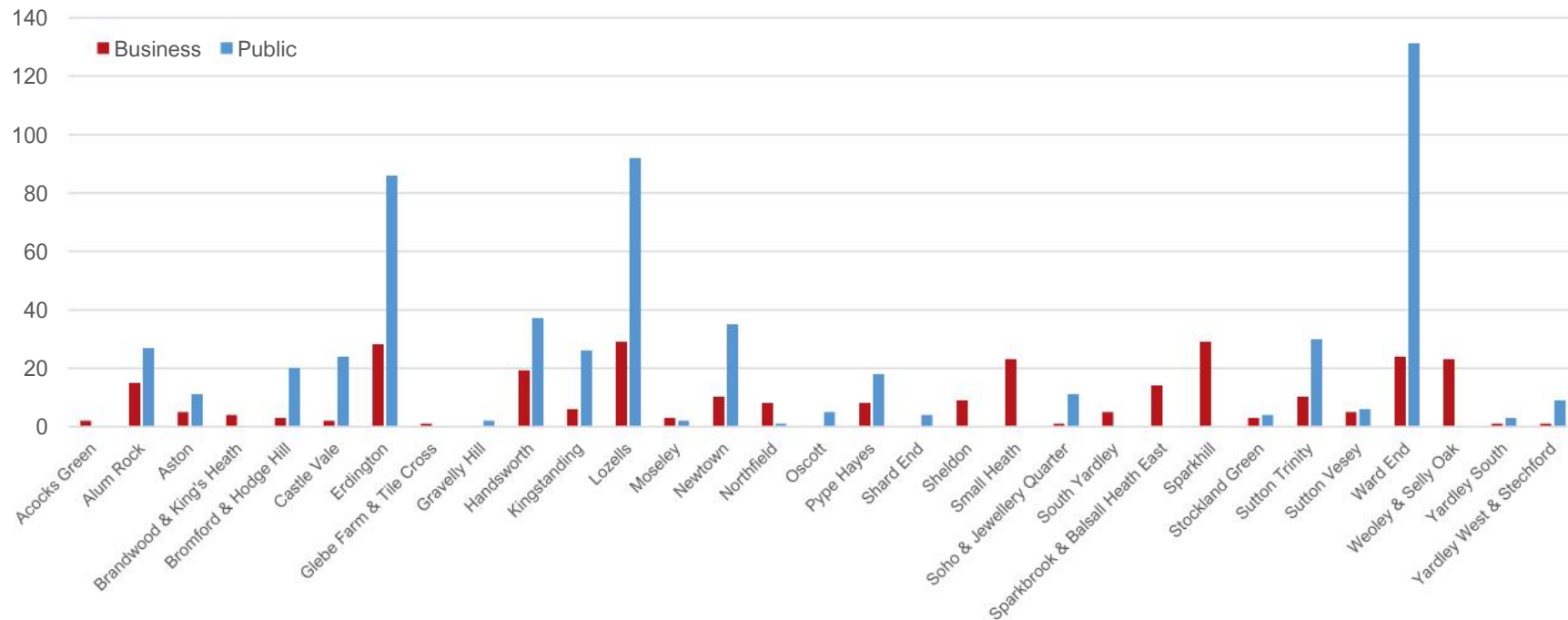
# Faith Groups

- Proactive visits were undertaken by COVID Enforcement Officers to 30 faith settings over a two week period. Visits were rated in accordance with risk, 6 premises were risk rated as amber and 2 rated as red risk. The main areas of concern for these 2 were lack of engagement from faith settings, lack of risk assessments, confusion over social distancing requirements, failure to comply with the Track and Trace requirements.
- Proactive visits are continuing as restrictions are being lifted. Communications are being sent out from the different faith communities to engage with Environmental Health.



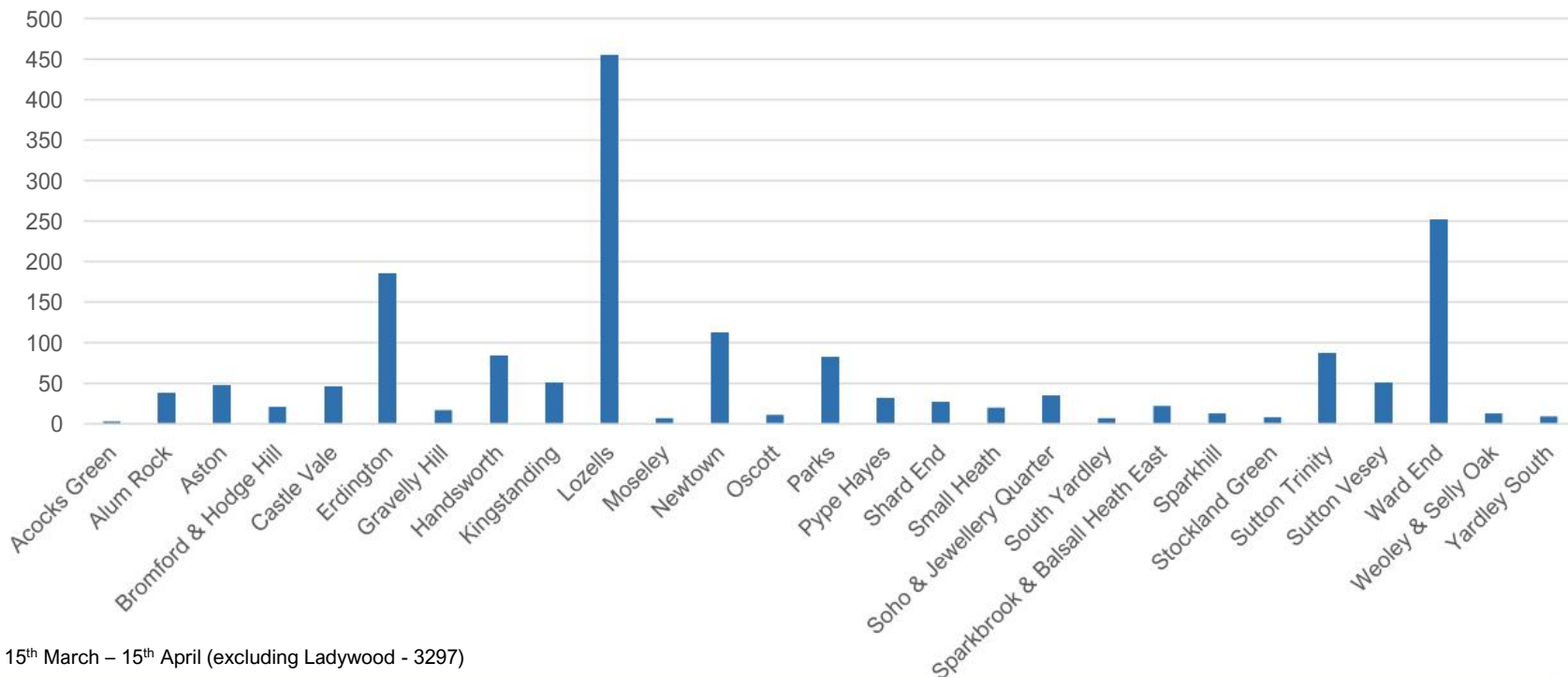
# Statistics

# No. of interactions with businesses and members of the public by COVID Marshals




15<sup>th</sup> March – 15<sup>th</sup> April (excluding Ladywood 141 business, 620 public and parks 287)

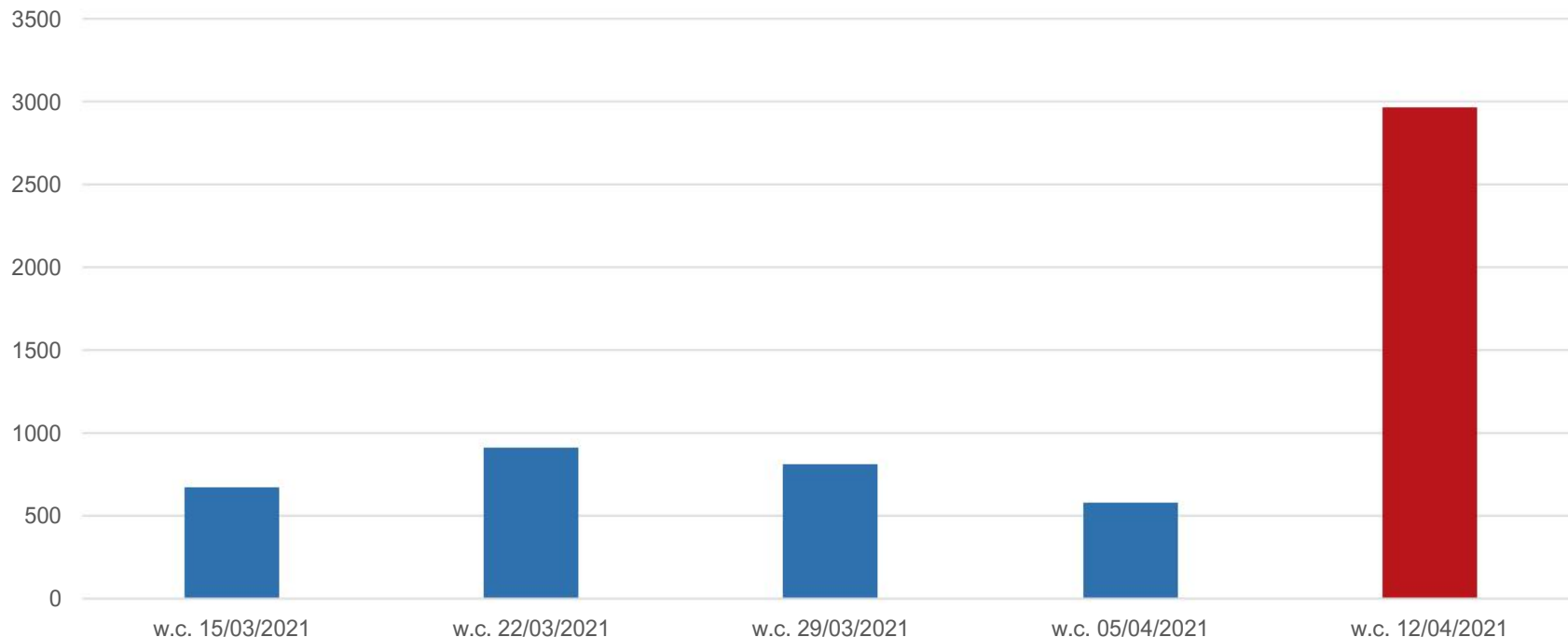
# Face coverings distributed by ward by COVID Marshals



15<sup>th</sup> March – 15<sup>th</sup> April (excluding Ladywood - 3297)

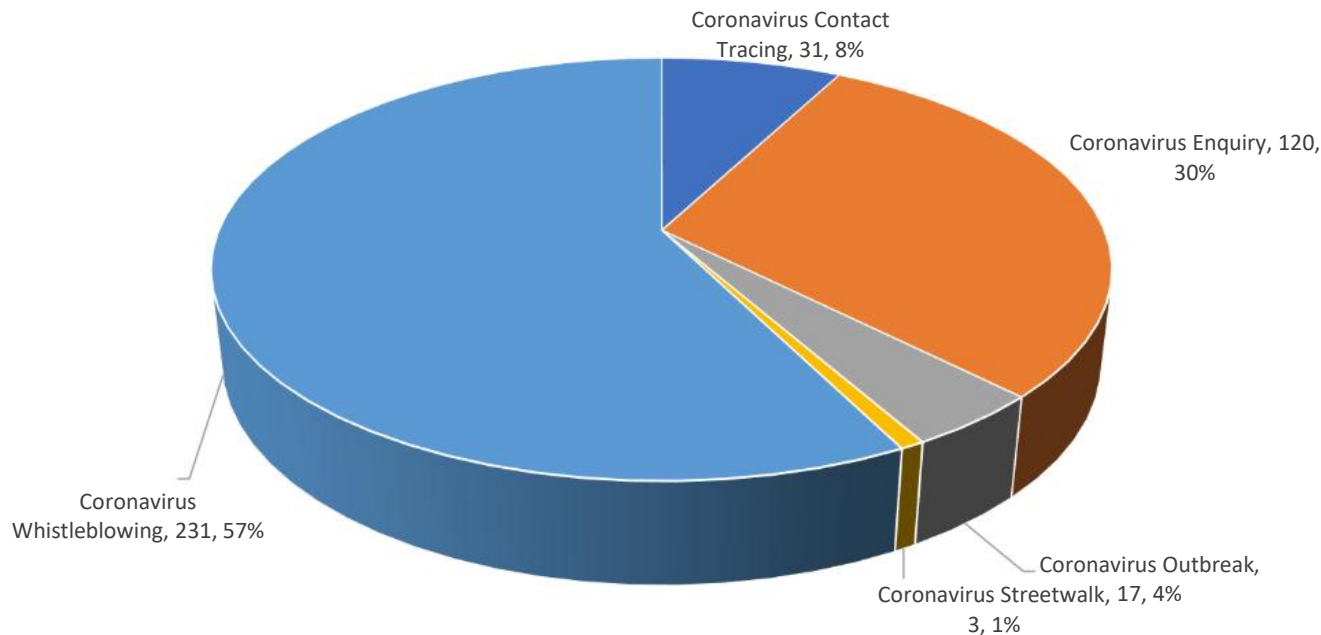
# Face coverings handed out by week

 Change in national restrictions



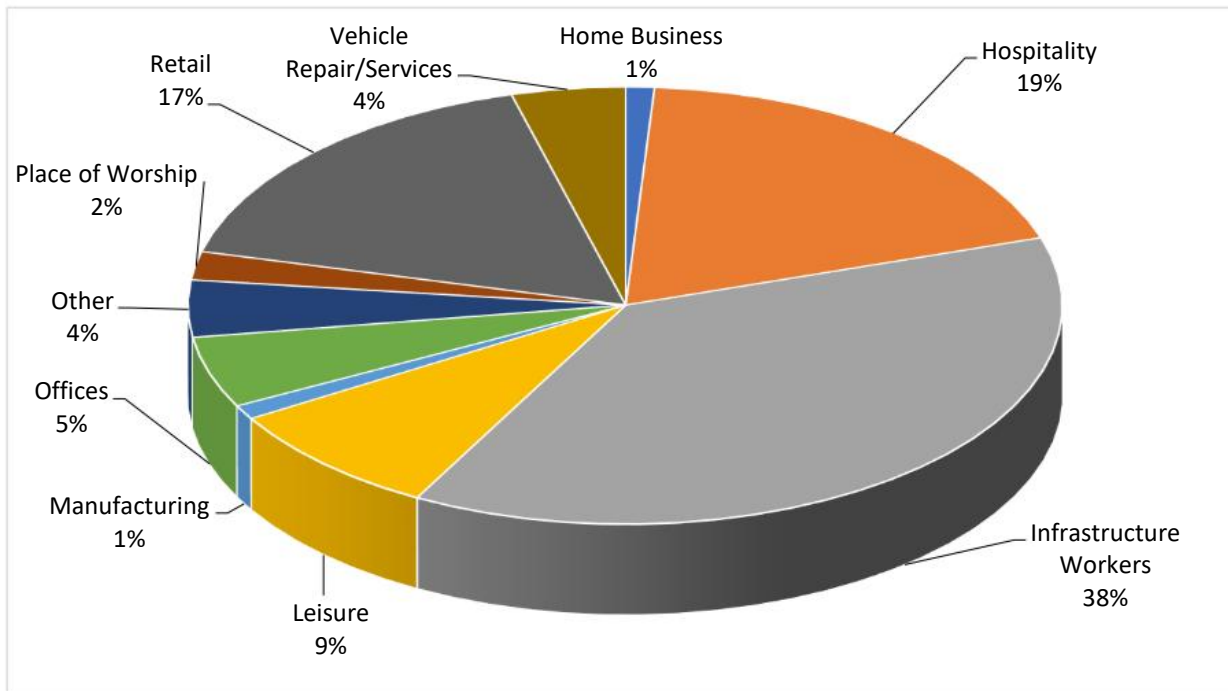


# Source of referrals to Environmental Health



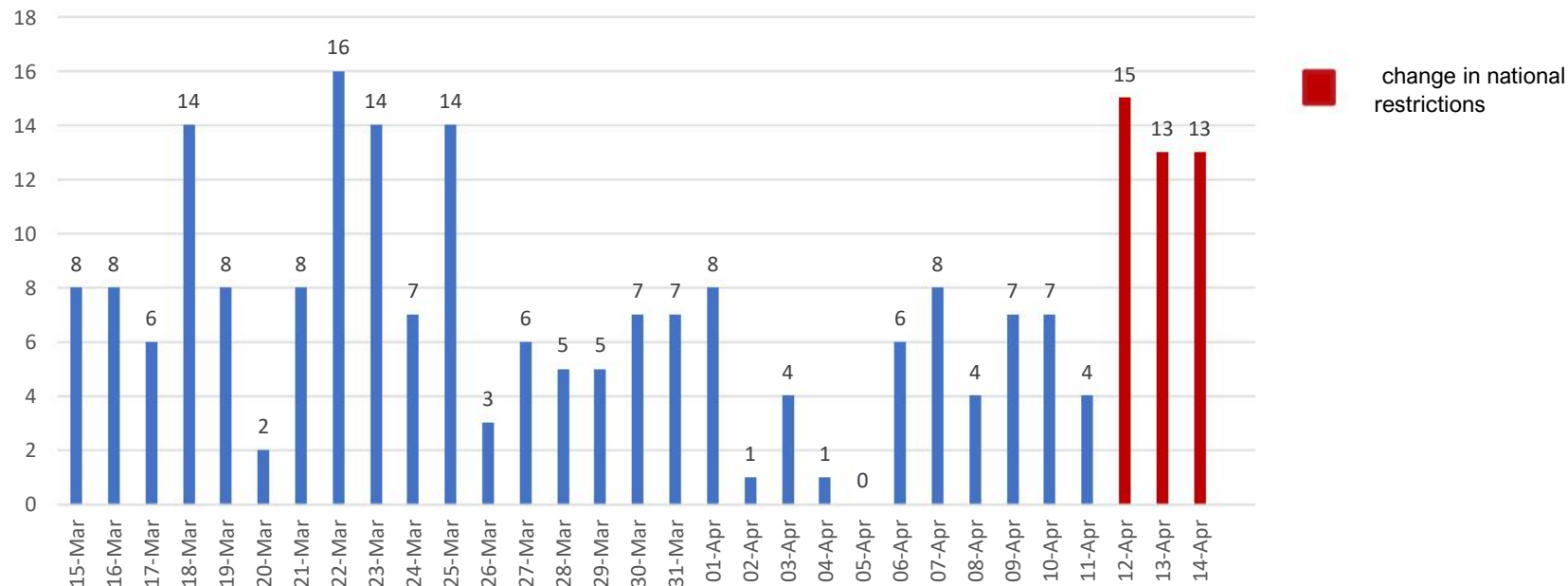
15<sup>th</sup> March – 15<sup>th</sup> April

# Enquiries from members of the public by setting



15<sup>th</sup> March – 15<sup>th</sup> April

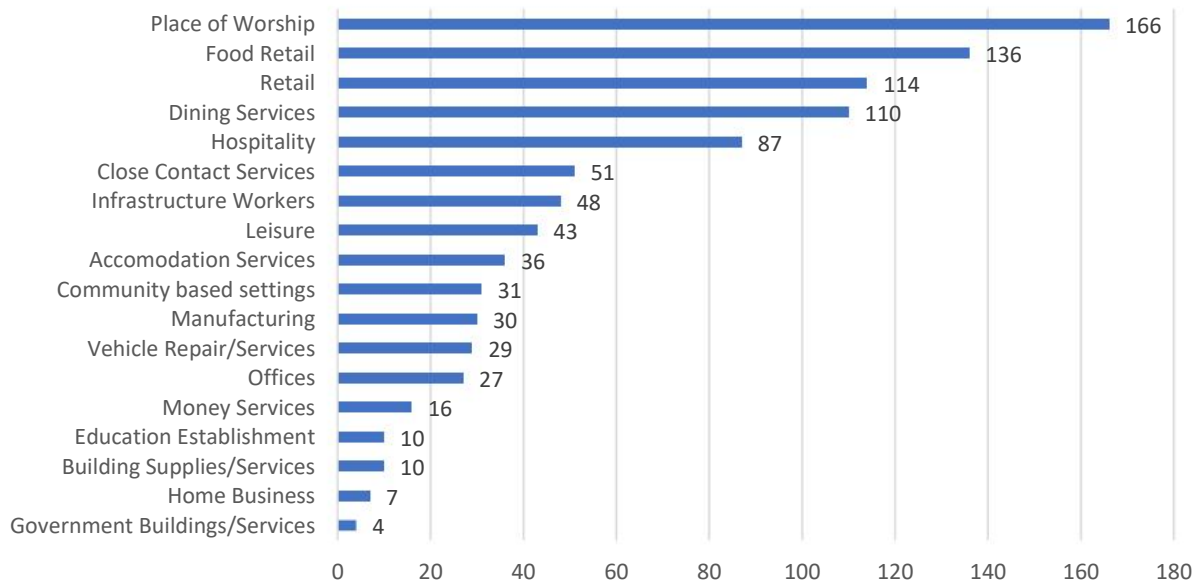
# Complaints received by date



15<sup>th</sup> March – 15<sup>th</sup> April

# Enforcement action taken by setting

Enforcement Actions Taken by Sector



Enforcement actions include:

- Serving of Enforcement Notices
- Compliance Visits to business
- Reviewing Covid Risk Assessment
- Investigating Outbreaks
- Contact with Business to discuss complaints

15<sup>th</sup> March – 15<sup>th</sup> April

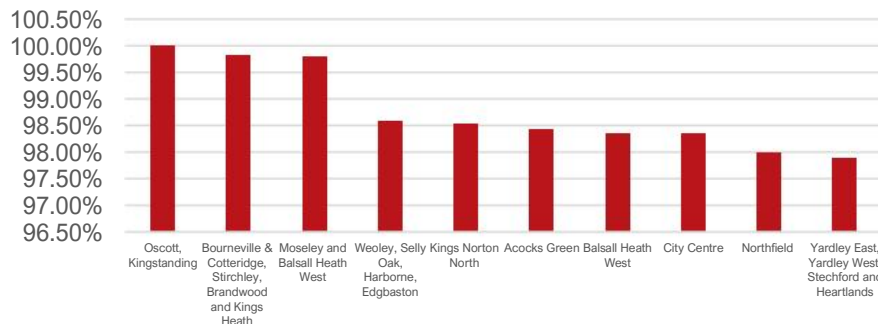
# Compliance

- Overall Compliance up at 96.18%
- 15 Areas improved with 3 areas seeing a downturn. All other areas remain static.

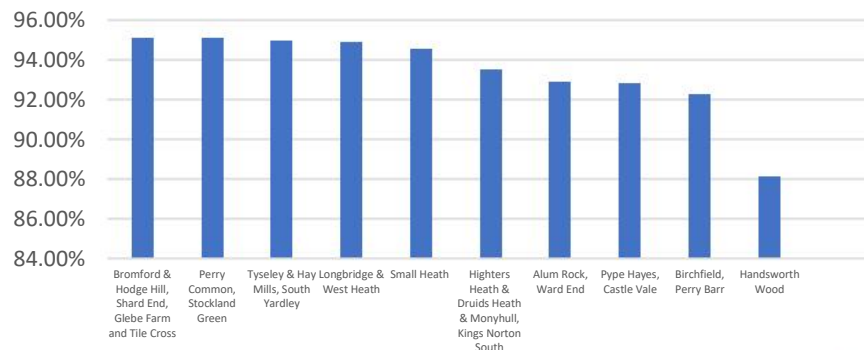
Improved areas :

Bournville & Cotteridge, Stirchley, Brandwood and Kings Heath	0.05%
Kings Norton North	0.42%
Northfield	1.30%
Yardley East, Yardley West, Stechford and Heartlands	1.13%
Sparkbrook & Balsall Heath East	0.21%
Bordesley Green, Bordesley and Highgate	0.41%
Aston, Nechells and Newtown	0.55%
Handsworth, Soho & Jewellery Quarter, Holyhead, Lozells	1.56%
Sparkhill	0.89%
Billesley, Hall Green North and Hall Green South	0.62%
Perry Common, Stockland Green	1.17%
Small Heath	0.34%
Highters Heath & Druids Heath & Monyhull, Kings Norton South	0.85%
Alum Rock, Ward End	1.03%
Birchfield, Perry Barr	1.20%

## 10 Most compliant wards

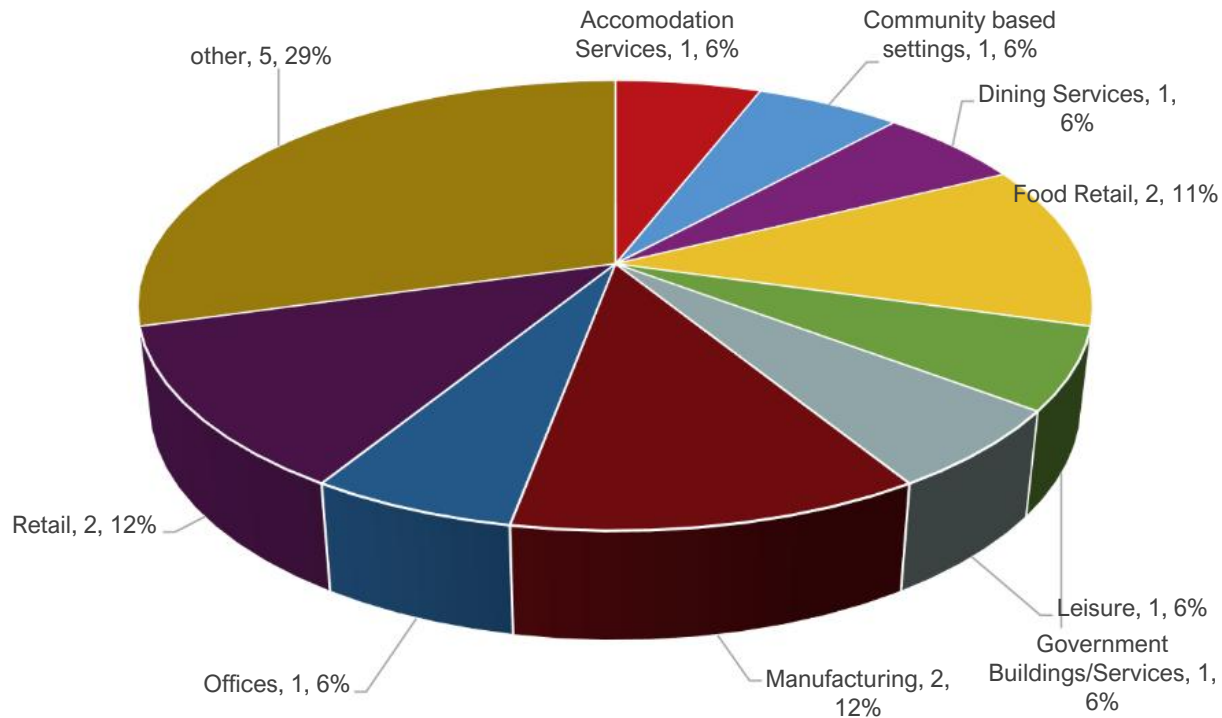


## 10 least compliant Wards



15<sup>th</sup> March – 15<sup>th</sup> April

# Outbreak Referrals received by Sector



15<sup>th</sup> March – 15<sup>th</sup> April