




HM Government

# Keeping workers and customers safe during COVID-19 in restaurants, pubs, bars and takeaway services

COVID-19 secure guidance for employers, employees and the self-employed

12 August 2020



25



HM Government

## Document updates

Published 11 May 2020

Last updated 12 August 2020

Date	Version	Update	Section
14 June 2020	2.0	Updated guidance on the need to self isolate if advised by the government's track and trace service	3.2 People who need to self-isolate
14 June 2020	2.0	Guidance on test and trace for workers and the need to keep a record of staff shift patterns	7.1 Shift Patterns and Outbreaks
14 June 2020	2.0	Guidance for workers travelling to and from work	4.1 Coming to work and leaving work
14 June 2020	2.0	Guidance on considering the security implication of any implemented risk mitigations	1. Thinking about risk 4.6 Accidents, security, and other incidents
24 June 2020	3.0	Guidance on support bubbles and the need to self-isolate if anyone in your support bubble has COVID-19 symptoms	3.2 People who need to self-isolate
24 June 2020	3.0	Updated guidance on social distancing to reflect 2m, or 1m with risk mitigation where 2m is not viable is acceptable.	1.1 Managing Risk Throughout
24th June 2020	3.0	Updated to expand guidance on takeaways to venues providing service at the venue ahead of planned opening.	2.0 Keeping customer and visitors safe 4.0 Social distancing for workers
3 July 2020	4.0	Updated to include link to DHSC guidance on Test and Trace	7.1 Shift Patterns and Outbreaks
3 July 2020	4.0	Updated to include link to DHSC guidance on Test and Trace for temporary records of visitors and customers	2.1 Keeping customers and visitors safe
3 July 2020	4.0	Updated to include guidance in the event of a local lockdown	1. Thinking about risk
3 July 2020	4.0	Update to the COVID-19 secure poster to reflect 2m, or 1m with risk mitigation where 2m is not viable is acceptable.	1.2 Sharing the results of your risk assessment Webpage



HM Government

## Document updates (continued)

Published 11 May 2020

Last updated 12 August 2020

Date	Version	Update	Section
3 July 2020	4.0	Include guidance in the event of a COVID-19 outbreak in the workplace as section 7.1.2	7.1 Shift Patterns and Outbreaks
3 July 2020	4.0	Updated guidance on what business can be open to include self-contained hospitality	Introduction
9 July 2020	5.0	Guidance to say that if a building or space is repurposed there needs to be a fire risk assessment.	4.8 Accidents, security, and other incidents
9 July 2020	5.0	Updated guidance to provide more information on entertainment permitted in venues.	4.5 Entertainment
23 July 2020	6.0	Updated guidance on mass gatherings in the workplace	2.1 Keeping customers and visitors safe
23 July 2020	6.0	Updated guidance on working from home	3. Who should go to work Staying COVID-19 Secure in 2020 Poster
23 July 2020	6.0	Updated guidance on ventilation and mitigating against the transmission of COVID-19	2.2 Ventilation
23 July 2020	6.0	Updated guidance on live performances	4.5 Entertainment
23 July 2020	6.0	Include guidance on disposing of personal or business waste, including face coverings and PPE.	5.2 Keeping the venue clean
23 July 2020	6.0	Updated guidance on face coverings and where to wear them.	6.1 Face Coverings
23 July 2020	6.0	Updated guidance on the use of public transport for work related travel	7.2 Work-related travel
31 July 2020	7.0	Guidance on clinically extremely vulnerable individuals returning to the workplace	3.1 Protecting people who are at higher risk





HM Government

## Document updates (continued)

Published 11 May 2020

Last updated 12 August 2020

Date	Version	Update	Section
12 August 2020	8.0	Updated guidance on gatherings of multiple households	2.1 Keeping customers and visitors safe
12 August 2020	8.0	Updated guidance on workforce consultation in advance of returning to work	3. Who should go to work
12 August 2020	8.0	Guidance on those at higher risk of COVID-19	3.1 Protecting people who are at higher risk





HM Government

## Introduction

### What do we mean by 'restaurants, pubs, bars and takeaway services'?

This guidance applies to any food preparation or service setting where food and drink is sold for consumption at venues or for takeaway or delivery. For example, restaurants, pubs, bars, beer gardens, food to go, cafes, self-contained hospitality which can be accessed from the outside of a closed venue, social and similar clubs operating as bars and restaurants, mobile catering and contract catering or similar environments where food and drink is purchased and consumed at a venue in their indoor or outdoor areas or offered for takeaway or delivery.

This guidance also considers entertainment in restaurants, pubs and bars and similar venues where food or drink is served, provided they meet current government criteria for safe reopening.

It does not apply to food preparation or food service in clinical or healthcare settings.

The UK is currently experiencing a public health emergency as a result of the COVID-19 pandemic. As such, it is critical that businesses take a range of measures to keep everyone safe. This document is to help you understand how to work safely and keep your customers safe during this pandemic, ensuring as many people as possible comply with social distancing guidelines (2m, or 1m with risk mitigation where 2m is not viable, is acceptable). We hope it gives you freedom within a practical framework to think about what you need to do to continue, or restart, operations during the COVID-19 pandemic. We understand how important it is that you can work safely and support your workers' and customers' health and wellbeing during the COVID-19 pandemic and not contribute to the spread of the virus. We know that many of these businesses are currently closed, by government regulation, for their usual service - this guidance will be useful for those businesses as they develop new ways of working or to help prepare for the time when they are able to reopen. The government is clear that workers should not be forced into an unsafe workplace and the health and safety of workers and customers, and public health, should not be put at risk.

We know many people are also keen to return to or contribute to volunteering. Organisations have a duty of care to volunteers to ensure as far as reasonably practicable they are not exposed to risks to their health and safety. This guidance around working safely during COVID-19 should ensure that volunteers are afforded the same level of protection to their health and safety as others, such as workers and customers.

This document has been prepared by the Department for Business, Energy and Industrial Strategy (BEIS) with input from firms, unions, industry bodies and the devolved administrations in Wales, Scotland and Northern Ireland, and in consultation with Public Health England (PHE) and the Health and Safety Executive (HSE).

Public health is devolved in Northern Ireland, Scotland and Wales; this guidance should be considered alongside local public health and safety requirements and legislation in Northern Ireland, Scotland and Wales. For advice to businesses in other parts of the UK please see guidance set by the Northern Ireland Executive, the Scottish Government, and the Welsh Government.

We expect that this document will be updated over time. This version is up to date as of 12 August 2020. You can check for updates at <https://www.gov.uk/workingsafely>. If you have any feedback for us, please email [safer.workplaces@beis.gov.uk](mailto:safer.workplaces@beis.gov.uk).

This document is one of a set of documents about how to work safely in different types of workplace. This one is designed to be relevant for people who work in or run restaurants, pubs, bars and takeaway services.

Employers also providing accommodation services should refer to guidance on Working Safely during COVID-19 in hotels and other accommodation. Employers also providing entertainment may wish to refer to guidance published by the Department of Media, Culture and Sport.



HM Government

## How to use this guidance

This document sets out guidance on how to open workplaces safely while minimising the risk of spreading COVID-19. It gives practical considerations of how this can be applied in the workplace.

Each business will need to translate this into the specific actions it needs to take, depending on the nature of their business, including the size and type of business, how it is organised, operated, managed and regulated. They will also need to monitor these measures to make sure they continue to protect customers and workers.

This guidance does not supersede any legal obligations relating to health and safety, entertainment licensing and regulations, employment or equalities and it is important that as a business or an employer you continue to comply with your existing obligations, including those relating to individuals with protected characteristics. It contains non-statutory guidance to take into account when complying with these existing obligations. When considering how to apply this guidance, take into account agency workers, contractors and other people, as well as your employees.

**To help you decide which actions to take, you must carry out an appropriate COVID-19 risk assessment, just as you would for other health and safety related hazards. This risk assessment must be done in consultation with unions or workers.**



## Table of Contents

Introduction	5
What do we mean by 'restaurants, pubs, bars and takeaway services'?	5
How to use this guidance	6
1. Thinking about risk	8
2. Keeping your customers and visitors safe	13
3. Who should go to work	23
4. Social distancing for workers	26
5. Cleaning the workplace	33
6. Personal protective equipment (PPE) and face coverings	38
7. Workforce management	42
8. Inbound and outbound goods	46
Where to obtain further guidance	47
Appendix	47





## 1. Thinking about risk

**Objective:** That all employers carry out a COVID-19 risk assessment.

COVID-19 is a public health emergency. Everyone needs to assess and manage the risks of COVID-19, and in particular businesses should consider the risks to their workers and visitors. As an employer, you also have a legal responsibility to protect workers and others from risk to their health and safety. This means you need to think about the risks they face and do everything reasonably practicable to minimise them, recognising you cannot completely eliminate the risk of COVID-19.

You must make sure that the risk assessment for your business addresses the risks of COVID-19, using this guidance to inform your decisions and control measures. You should also consider the security implications of any decisions and control measures you intend to put in place, as any revisions could present new or altered security risks that may require mitigation. A risk assessment is not about creating huge amounts of paperwork, but rather about identifying sensible measures to control the risks in your workplace. If you have fewer than five workers, or are self-employed, you don't have to write anything down as part of your risk assessment. Your risk assessment will help you decide whether you have done everything you need to. There are interactive tools available to support you from the Health and Safety Executive (HSE) at <https://www.hse.gov.uk/risk/assessment.htm>.

Employers have a duty to consult their people on health and safety. You can do this by listening and talking to them about the work and how you will manage risks from COVID-19. The people who do the work are often the best people to understand the risks in the workplace and will have a view on how to work safely. You are encouraged to have individual discussions with your workers where reasonable, including those who are clinically extremely vulnerable and therefore may be returning to the workplace, to consider any uncertainties they have about precautions in place to make the workplace COVID-secure. Involving them in making decisions shows that you take their health and safety seriously. You must consult with the health and safety representative selected by a recognised trade union or, if there isn't one, a representative chosen by workers. As an employer, you cannot decide who the representative will be.

At its most effective, full involvement of your workers creates a culture where relationships between employers and workers are based on collaboration, trust and joint problem solving. As is normal practice, workers should be involved in assessing workplace risks and the development and review of workplace health and safety policies in partnership with the employer.

Employers and workers should always come together to resolve issues. If concerns still cannot be resolved, see below for further steps you can take.

### How to raise a concern:

☐ Contact your employee representative.

☐ Contact your trade union if you have one.

☐ Use the HSE form available at <https://www.hse.gov.uk/contact/concerns.htm>.

☐ Contact HSE by phone on 0300 790 6787.



## 1. Thinking about risk (continued)

Where the enforcing authority, such as the HSE or your local authority, identifies employers who are not taking action to comply with the relevant public health legislation and guidance to control public health risks, they are empowered to take a range of actions to improve control of workplace risks. These actions include closure of venues under the Health Protection (Coronavirus, Restrictions) (England) (No. 3) Regulations 2020. For example, this would cover employers not taking appropriate action to ensure social distancing, where possible.

Failure to complete a risk assessment which takes account of COVID-19, or completing a risk assessment but failing to put in place sufficient measures to manage the risk of COVID-19, could constitute a breach of health and safety law. The actions the enforcing authority can take include the provision of specific advice to employers to support them to achieve the required standard, through to issuing enforcement notices to help secure improvements. Serious breaches and failure to comply with enforcement notices can constitute a criminal offence, with serious fines and even imprisonment for up to two years. There is also a wider system of enforcement, which includes specific obligations and conditions for licensed premises.

Employers are expected to respond to any advice or notices issued by enforcing authorities rapidly and are required to do so within any timescales imposed by the enforcing authorities. The vast majority of employers are responsible and will join with the UK's fight against COVID-19 by working with the Government and their sector bodies to protect their workers and the public. However, inspectors are carrying out compliance checks nationwide to ensure that employers are taking the necessary steps.

Employers must follow all instructions from authorities in the event of new local restrictions. See further detail of areas with additional local restrictions.



HM Government

## 1.1 Managing risk

**Objective:** To reduce risk to the lowest reasonably practicable level by taking preventative measures, in order of priority.

Employers have a duty to reduce workplace risk to the lowest reasonably practicable level by taking preventative measures. Employers must work with any other employers or contractors sharing the workplace so that everybody's health and safety is protected. In the context of COVID-19 this means protecting the health and safety of your workers and customers by working through these steps in order:

- Ensuring both workers and customers who feel unwell stay at home and do not attend the premise.
- In every workplace, increasing the frequency of handwashing and surface cleaning.
- Businesses and workplaces should make every reasonable effort to ensure their employees can work safely. From 1 August, this may be working from home, or within the workplace if COVID-19 Secure guidelines are followed closely. When in the workplace, everyone should make every reasonable effort to comply with the social distancing guidelines set out by the government (2m, or 1m with risk mitigation where 2m is not viable is acceptable). Where the social distancing guidelines cannot be followed in full, in relation to a particular activity, businesses should consider whether that activity can be redesigned to maintain a 2m distance or 1m with risk mitigations where 2m is not viable. From 1st August, clinically extremely vulnerable individuals, who were previously advised to shield at home, can go to the workplace as long as it is COVID-secure, but should carry on working from home wherever possible.
- Further mitigating actions include:
  - Further increasing the frequency of hand washing and surface cleaning.
  - Keeping the activity time involved as short as possible.
  - Using screens or barriers to separate people from each other.
  - Using back-to-back or side-to-side working (rather than face-to-face) whenever possible.
  - Reducing the number of people each person has contact with by using 'fixed teams or partnering' (so each person works with only a few others).
- Where the social distancing guidelines cannot be followed in full, even through redesigning a particular activity, businesses should consider whether that activity needs to continue for the business to operate, and if so, take all the mitigating actions possible to reduce the risk of transmission between their staff.

24





HM Government

## 1.1 Managing risk (continued)

- Finally, if people must work face-to-face for a sustained period with more than a small group of fixed partners, then you will need to assess whether the activity can safely go ahead. No one is obliged to work in an unsafe work environment.
- In your assessment you should have particular regard to whether the people doing the work are especially vulnerable to COVID-19.

The recommendations in the rest of this document are ones you must consider as you go through this process. You could also consider any advice that has been produced specifically for your sector, for example by trade associations or trades unions.

If you are currently operating, you will already have carried out an assessment of the risks posed by COVID-19 in your workplace. You use this document to identify any further improvements you should make. You must review the measures you have put in place to make sure they are working. You should also review them if they may no longer be effective or if there are changes in the workplace that could lead to new risks.

If you have not already done so, you should carry out an assessment of the risks posed by COVID-19 in your workplace as soon as possible.) If you are currently operating, you will already have carried out an assessment of the risks posed by Covid-19 in your workplace. are likely to have gone through a lot of this thinking already. We recommend that) You should use this document to identify any further improvements you should make. You must review the measures you have put in place to make sure they are working.



HM Government

## 1.2 Sharing the results of your risk assessment

You must share the results of your risk assessment with your workforce. If possible, you should consider publishing the results on your website (and we would expect all employers with over 50 workers to do so). We would expect all businesses to demonstrate to their workers and customers that they have properly assessed their risk and taken appropriate measures to mitigate this. You should do this by displaying a notification in a prominent place in your business and on your website, if you have one. Below you will find a notice you should sign and display in your workplace to show you have followed this guidance.

### Staying COVID-19 Secure in 2020

We confirm we have complied with the government's guidance on managing the risk of COVID-19

#### FIVE STEPS TO SAFER WORKING TOGETHER

- ☒ We have carried out a COVID-19 risk assessment and shared the results with the people who work here
- ☒ We have cleaning, handwashing and hygiene procedures in line with guidance
- ☒ We have taken all reasonable steps to help people work safely from a COVID-19 Secure workplace or work from home
- ☒ We have taken all reasonable steps to maintain a 2m distance in the workplace
- ☒ Where people cannot keep 2m apart we have ensured at least a 1m distance and taken all the mitigating actions possible to manage transmission risk

Signed on behalf of employer \_\_\_\_\_ Employer representative signature

Employer \_\_\_\_\_ Employer name Date \_\_\_\_\_

Who to contact: \_\_\_\_\_ Your Health and Safety Representative  
(or the Health and Safety Executive at [www.hse.gov.uk](http://www.hse.gov.uk) or 0300 005 1647)



HM Government

## 2. Keeping your customers and visitors safe



(27)





## 2.1 Keeping customers and visitors safe

**Objective:** To minimise the risk of transmission and protect the health of customers and visitors in restaurants, pubs, bars and takeaway venues.

- The opening up of the economy following the COVID-19 outbreak is being supported by NHS Test and Trace. You should assist this service by keeping a temporary record of your customers and visitors for 21 days, in a way that is manageable for your business, and assist NHS Test and Trace with requests for that data if needed. This could help contain clusters or outbreaks. Many businesses that take bookings already have systems for recording their customers and visitors – including restaurants, hotels, and hair salons. If you do not already do this, you should do so to help fight the virus. We have worked with industry and relevant bodies to design this system in line with data protection legislation, and further guidance can be found [here](#).
- Indoor gatherings should only be occurring in groups of up to two households (including support bubbles) while outdoor gatherings should only be occurring in groups of up to two households (or support bubbles), or a group of at most six people from any number of households. When counting the number of households in a group, a support bubble is considered to be one household. It is against the law to gather in groups of more than 30 people in private homes (including gardens and other outdoor spaces).
- The number of households permitted to gather in indoor and outdoor spaces could vary with local restrictions. You should consult your local guidance for further clarification on the number of households permitted to gather. Information on local restrictions can be found [here](#).
- Businesses should not intentionally facilitate gatherings between a greater number of households than is permitted in their local area; and should take steps to ensure customer compliance with the limits on gatherings. These could include:
  - Informing customers of guidance through signage or notices at the point of booking or on arrival.
  - Ensuring staff are familiar with the guidance, and if any local restrictions are in place.
  - Asking customers for verbal confirmation of the number of households in their party at the point of arrival.
- Businesses following COVID-19 Secure guidelines can have more than 30 people on the premises provided they are in groups of no more than two households (anyone in your support bubble counts as one household). However, they should not host individual groups of more than 30 people indoors. Events in public outdoor spaces that are organised by businesses, charitable or political organisations, and public bodies, can host more than 30 people provided they take reasonable steps to mitigate the risk of transmission, in line with COVID-19 Secure guidance and including completion of a risk assessment. Any other gathering in an outdoor space must not be any larger than 30 people.
- Those operating venues or running events following COVID-19 Secure guidelines should take additional steps to ensure the safety of the public and prevent large gatherings or mass events from taking place.
- Businesses that are found to operate in a way that increases the risk of transmission (for example by facilitating indoor gatherings between multiple households) can be closed by Local Authorities under the Health Protection (Coronavirus, Restrictions) (England) (No. 3) Regulations 2020.



HM Government

## 2.1 Keeping customers and visitors safe (continued)

**Objective:** To minimise the risk of transmission and protect the health of customers and visitors in restaurants, pubs, bars and takeaway venues.

- Individual businesses or venues should consider the cumulative impact of many venues re-opening in a small area. This means working with local authorities, neighbouring businesses and travel operators to assess this risk and applying additional mitigations. These could include:
  - Further lowering capacity - even if it is possible to safely seat a number of people inside a venue, it may not be safe for them all to travel or enter that venue.
  - Staggering entry times with other venues and taking steps to avoid queues building up in surrounding areas.
  - Arranging one-way travel routes between transport hubs and venues.
  - Advising patrons to avoid particular forms of transport or routes and to avoid crowded areas when in transit to the venue.
- Local authorities should avoid issuing licenses for events that could lead to larger gatherings forming and provide advice to businesses on how to manage events of this type. If appropriate, the Government has powers under schedule 22 of the Coronavirus Act 2020 to close venues hosting large gatherings or prohibit certain events (or types of event) from taking place.



(29)



## 2.1 Keeping customers and visitors safe (continued)

### Steps that will usually be needed:

- ☐ Calculating the maximum number of customers that can reasonably follow social distancing guidelines (2m, or 1m with risk mitigation where 2m is not viable, is acceptable) at the venue. Taking into account total indoor and outdoor space, specific venue characteristics such as furniture as well as likely pinch points and busy areas.
- ☐ Reconfiguring indoor and outdoor seating and tables to maintain social distancing guidelines (2m, or 1m with risk mitigation where 2m is not viable, is acceptable) between customers of different households or support bubbles. For example, increasing the distance between tables.
- ☐ Working with your local authority or landlord to take into account the impact of your processes, including queues, on public spaces such as high streets and public car parks.
- ☐ Working with neighbouring businesses and local authorities to provide additional parking or facilities such as bike-racks, where possible, to help customers avoid using public transport.
- ☐ Reducing the need for customers to queue, but where this is unavoidable, discouraging customers from queueing indoors and using outside spaces for queueing where available and safe. For example, using some car parks and existing outdoor services areas, excluding disabled car parking bays.
- ☐ Managing outside queues to ensure they do not cause a risk to individuals, other businesses or additional security risks, for example by introducing queuing systems, having staff direct customers and protecting queues from traffic by routing them behind permanent physical structures such as street furniture, bike racks, bollards or putting up barriers.
- ☐ Providing clear guidance on social distancing and hygiene to people on arrival, for example, signage, visual aids and before arrival, such as by phone, on the website or by email.
- ☐ Managing the entry of customers, and the number of customers at a venue, so that all indoor customers are seated with appropriate distancing, and those outdoors have appropriately spaced seating or standing room. This is to ensure that the venue, including areas of congestion does not become overcrowded. Managing entry numbers can be done, for example, through reservation systems, social distancing markings, having customers queue at a safe distance for toilets or bringing payment machines to customers, where possible.





## 2.1 Keeping customers and visitors safe (continued)

### Steps that will usually be needed:

- ☐ Ensure customers are compliant with limits on household gatherings. For example, inform customers of restrictions through signage or notices at the point of booking or on arrival, and ask customers for verbal confirmation of the number of households in their party at the point of arrival. Indoor gatherings are limited to members of any two households (or support bubbles), while outdoor gatherings are limited to members of any two households (or support bubbles), or a group of at most six people from any number of households. Limits on gatherings may vary with local restrictions.
- ☐ Encouraging customers to use hand sanitiser or handwashing facilities as they enter the venue.
- ☐ Ensuring any changes to entrances, exits and queue management take into account reasonable adjustments for those who need them, including disabled customers. For example, maintaining pedestrian and parking access for disabled customers.
- ☐ Reminding customers who are accompanied by children that they are responsible for supervising them at all times and should follow social distancing guidelines.
- ☐ Keeping indoor and soft play areas closed. For guidance on opening outdoor playgrounds safely, see guidance for managing playgrounds published by The Ministry of Housing, Communities and Local Government.
- ☐ Looking at how people move through the venue and how you could adjust this to reduce congestion and contact between customers, for example, queue management or one-way flow, where possible.
- ☐ Planning for maintaining social distancing guidelines (2m, or 1m with risk mitigation where 2m is not viable, is acceptable) in the event of adverse weather conditions, being clear that customers cannot seek shelter indoors unless social distancing can be maintained.
- ☐ Working with neighbouring businesses and local authorities to consider how to spread the number of people arriving throughout the day for example by staggering opening hours; this will help reduce demand on public transport at key times and avoid overcrowding.
- ☐ Determining if schedules for essential services and contractor visits can be revised to reduce interaction and overlap between people, for example, carrying out services at night.



HM Government

## 2.2 Managing service of food and drink at a venue

**Objective:** To manage interactions at the venue resulting from service of food and drink.

### Steps that will usually be needed:

- ☐ Maintaining social distancing (2m, or 1m with risk mitigation where 2m is not viable, is acceptable) from customers when taking orders from customers.
- ☐ Using social distance markings to remind customers to maintain social distancing (2m, or 1m with risk mitigation where 2m is not viable, is acceptable) between customers of different households or support bubbles.
- ☐ Minimising customer self service of food, cutlery and condiments to reduce risk of transmission. For example, providing cutlery and condiments only when food is served.
- ☐ Providing only disposable condiments or cleaning non-disposable condiment containers after each use.
- ☐ Reducing the number of surfaces touched by both staff and customers. For example, asking customers to remain at a table where possible, or to not lean on counters when collecting takeaways.
- ☐ Encouraging contactless payments where possible and adjusting location of card readers to social distancing guidelines (2m, or 1m with risk mitigation where 2m is not viable, is acceptable).
- ☐ Minimising contact between front of house workers and customers at points of service where appropriate. For example, using screens or tables at tills and counters to maintain social distancing guidelines (2m, or 1m with risk mitigation where 2m is not viable, is acceptable).
- ☐ Ensuring all outdoor areas, with particular regard to covered areas, have sufficient ventilation. For example, increasing the open sides of a covered area.



HM Government

## 2.2 Managing service of food and drink at a venue

### 2.2.1 Takeaway or delivery

**Objective:** To manage interactions at the venue resulting from selling food and drinks for takeaway or delivery.

#### Steps that will usually be needed:

- ☐ See [government guidance](#) on food safety for food delivery.
- ☐ Encouraging customers to order online, on apps or over the telephone to reduce queues and stagger pick-up times.
- ☐ Minimising contact between kitchen workers and front of house workers, delivery drivers or riders, for example, by having zones from which delivery drivers can collect packaged food items.
- ☐ Limiting access to venues for people waiting for or collecting takeaways. Setting out clear demarcation for social distancing (2m, or 1m with risk mitigation where 2m is not viable, is acceptable) for delivery drivers, riders or customers queuing. Asking customers to wait outside or in their cars.
- ☐ Working with your local authority, landlord and neighbours to ensure designated waiting areas do not obstruct public spaces.

## 2.2 Managing service of food and drink at a venue

### 2.2.2 Service at the venue

**Objective:** To manage interactions at the venue resulting from service of food and drink in indoor and outdoor services areas.

#### Steps that will usually be needed:

- ☐ Encouraging use of contactless ordering from tables where available. For example, through an ordering app.
- ☐ Adjusting service approaches to minimise staff contact with customers. Indoor table service must be used where possible, alongside further measures such as assigning a single staff member per table. Outdoor table service should also be encouraged, although customers are permitted to stand outside if distanced appropriately. Where bar or counter service is unavoidable, preventing customers from remaining at the bar or counter after ordering.
- ☐ Adjusting processes to prevent customers from congregating at points of service. For example, having only staff collect and return empty glasses to the bar.
- ☐ Minimising contact between kitchen workers and front of house workers. For example, by having zones from which front of house staff can collect food.
- ☐ Encouraging use of outdoor areas for service where possible. For example, increasing outdoor seating or outdoor points of service such as stalls.





HM Government

## 2.3 Ventilation


**Objective:** To use ventilation to mitigate the transmission risk of COVID-19.

Ventilation into the building should be optimised to ensure the maximum fresh air supply is provided to all areas of the facility wherever possible.

Ventilation systems should provide a good supply of fresh air.

### Steps that will usually be needed:

- ☐ Increasing the existing ventilation rate by adjusting the fan speed.
- ☐ Operating the ventilation system when there are people in the building.
- ☐ Monitoring and managing filters in accordance to manufacturer instructions.
- ☐ Keeping doors and windows open if possible.
- ☐ Using ceiling fans or desk fans to improve air circulation, provided there is good ventilation.





HM Government

## 2.4 Customer toilets

**Objective:** To ensure that toilets are kept open and to ensure/promote good hygiene, social distancing, and cleanliness in toilet facilities.

- Public toilets, portable toilets and toilets inside premises should be kept open and carefully managed to reduce the risk of transmission of COVID-19.

### Steps that will usually be needed:

- Using signs and posters to build awareness of good handwashing technique, the need to increase handwashing frequency and to avoid touching your face, and to cough or sneeze into a tissue which is binned safely, or into your arm if a tissue is not available.
- Consider the use of social distancing marking in areas where queues normally form, and the adoption of a limited entry approach, with one in, one out (whilst avoiding the creation of additional bottlenecks).
- To enable good hand hygiene consider making hand sanitiser available on entry to toilets where safe and practical, and ensure suitable handwashing facilities including running water and liquid soap and suitable options for drying (either paper towels or hand driers) are available.
- Setting clear use and cleaning guidance for toilets, with increased frequency of cleaning in line with usage. Use normal cleaning products, paying attention to frequently hand touched surfaces, and consider use of disposable cloths or paper roll to clean all hard surfaces.
- Keeping the facilities well ventilated, for example by fixing doors open where appropriate.
- Special care should be taken for cleaning of portable toilets and larger toilet blocks.
- Putting up a visible cleaning schedule can keep it up to date and visible.
- Providing more waste facilities and more frequent rubbish collection.

45




## 2.5 Providing and explaining available guidance

**Objective:** To make sure people understand what they need to do to maintain safety.

### Steps that will usually be needed:

- ☐ Providing clear guidance on expected customer behaviours, social distancing and hygiene to people on or before arrival, for example on online booking forms and on-site signage and visual aids. Explaining to customers that failure to observe safety measures will result in service not being provided.
- ☐ Providing written or spoken communication of the latest guidelines to both workers and customers inside and outside the venue. You should display posters or information setting out how customers should behave at your venue to keep everyone safe. Consider the particular needs of those with protected characteristics, such as those who are hearing or visually impaired.
- ☐ Where necessary, informing customers that police and the local authorities have the powers to enforce requirements in relation to social distancing and may instruct customers to disperse, leave an area, issue a fixed penalty notice or take further enforcement action.
- ☐ Informing customers that they should be prepared to remove face coverings safely if asked to do so by police officers and staff for the purposes of identification.
- ☐ Encouraging workers to remind customers to follow social distancing advice and clean their hands regularly.
- ☐ Where visits to venues are required, for example, inbound supplier deliveries or safety critical visitors, providing site guidance on social distancing and hygiene on or before arrival.
- ☐ Ensuring information provided to customers and visitors, such as advice on the location or size of queues, does not compromise their safety.





### 3. Who should go to work

#### Objective:

Employers should ensure workplaces are safe whilst also enabling working from home.

It is recognised that for people who work in these types of workplace, it is often not possible to work from home.

In order to keep the virus under control, it is important that people work safely. Working from home remains one way to do this. However, the risk of transmission can be substantially reduced if COVID-19 Secure guidelines are followed closely. Employers should consult with their employees to determine who, from the 1 August, can come into the workplace safely taking account of a person's journey, caring responsibilities, protected characteristics, and other individual circumstances. Extra consideration should be given to those people at higher risk. Businesses should consider the impact of workplaces reopening on local transport and take appropriate mitigating actions (e.g. staggered start and finish times for staff). When employers consider that workers should come into their place of work, then this will need to be reflected in the COVID-19 workplace risk assessment and actions taken to manage the risks of transmission in line with this guidance. The decision to return to the workplace should be made in meaningful consultation with workers (including through trade unions or employee representative groups where they exist). A meaningful consultation means engaging in an open conversation about returning to the workplace before any decision to return has been made. This should include a discussion of the timing and phasing of any return and any risk mitigations that have been implemented. It is vital employers engage with workers to ensure they feel safe returning to work, and they should not force anyone into an unsafe workplace.

#### Steps that will usually be needed:

- ☐ Considering the maximum number of people who can be safely accommodated on site.
- ☐ Planning for a phased return to work for people safely and effectively.
- ☐ Monitoring the wellbeing of people who are working from home and helping them stay connected to the rest of the workforce, especially if the majority of their colleagues are on-site.
- ☐ Keeping in touch with off-site workers on their working arrangements including their welfare, mental and physical health and personal security.
- ☐ Providing equipment for people to work at home safely and effectively, for example, remote access to work systems.



HM Government

## 3.1 Protecting people who are at higher risk

**Objective:** To support those who are at a higher risk of infection and/or an adverse outcome if infected.

The Public Health England [report](#) 'Disparities in the risk and outcomes of COVID-19' shows that some groups of people may be at more risk of being infected and/or an adverse outcome if infected.

The higher-risk groups include those who:

- are older males
- have a high body mass index (BMI)
- have health conditions such as diabetes
- are from some Black, Asian or minority ethnicity (BAME) backgrounds

You should consider this in your risk assessment.

From 1 August, clinically extremely vulnerable individuals can return to their workplace providing COVID-secure guidelines are in place but should work from home wherever possible. If extremely clinically vulnerable individuals cannot work from home, they should be offered the option of the safest available on-site roles, enabling them to maintain social distancing guidelines (2m, or 1m with risk mitigation where 2m is not viable, is acceptable). It may be appropriate for clinically extremely vulnerable individuals to take up an alternative role or adjusted working patterns temporarily.

As for any workplace risk you must take into account specific duties to those with protected characteristics, including, for example, expectant mothers who are, as always, entitled to suspension on full pay if suitable roles cannot be found. Particular attention should also be paid to people who live with clinically extremely vulnerable individuals.

### Steps that will usually be needed:

- ☐ Providing support for workers around mental health and wellbeing. This could include advice or telephone support.
- ☐ See current guidance for advice on who is in the clinically extremely vulnerable and clinically vulnerable groups.
- ☐ Discussing the safest possible roles for clinically extremely vulnerable workers who are returning to the workplace.

24  
48



HM Government

## 3.2 People who need to self-isolate

**Objective:** To make sure individuals who are advised to stay at home under existing government guidance to stop infection spreading do not physically come to work. This includes individuals who have symptoms of COVID-19, those who live in a household or are in a support bubble with someone who has symptoms and those who are advised to self-isolate as part of the government's test and trace service.

### Steps that will usually be needed:

- ☐ Enabling workers to work from home while self-isolating if appropriate.
- ☐ See current guidance for employees and employers relating to statutory sick pay due to COVID-19.
- ☐ Ensuring any workers who have symptoms of COVID-19 - a high temperature, new and persistent cough or anosmia - however mild, should self-isolate for at least 10 days from when the symptoms started. Workers who have tested positive for COVID-19 should self-isolate for at least 10 days starting from the day the test was taken. Where a worker has tested positive whilst not experiencing symptoms but develop symptoms during the isolation period, they should restart the 10-day isolation period from the day the symptoms developed. This only applies to those who begin their isolation on or after 30 July.
- ☐ See current guidance for people who have symptoms and those who live with others who have symptoms.

## 3.3 Equality in the workplace

**Objective:** To make sure that nobody is discriminated against.

- In applying this guidance, employers should be mindful of the particular needs of different groups of workers or individuals.
- It is breaking the law to discriminate, directly or indirectly, against anyone because of a protected characteristic such as age, sex, disability, race or ethnicity.
- Employers also have particular responsibilities towards disabled workers and those who are new or expectant mothers.


### Steps that will usually be needed:

- ☐ Understanding and taking into account the particular circumstances of those with different protected characteristics.
- ☐ Involving and communicating appropriately with workers whose protected characteristics might either expose them to a different degree of risk, or might make any steps you are thinking about inappropriate or challenging for them.
- ☐ Considering whether you need to put in place any particular measures or adjustments to take account of your duties under the equalities legislation.
- ☐ Making reasonable adjustments to avoid disabled workers being put at a disadvantage, and assessing the health and safety risks for new or expectant mothers.
- ☐ Making sure that the steps you take do not have an unjustifiable negative impact on some groups compared to others, for example those with caring responsibilities or those with religious commitments.





HM Government



## 4. Social distancing for workers

### Objective:

Ensuring workers maintain social distancing guidelines (2m, or 1m with risk mitigation where 2m is not viable, is acceptable), wherever possible, including arriving at and departing from work, while in work and when travelling between sites.

- You must maintain social distancing in the workplace wherever possible.
- Where the social distancing guidelines cannot be followed in full in relation to a particular activity, businesses should consider whether that activity can be redesigned to maintain a 2m distance or 1m with risk mitigations where 2m is not viable. Mitigating actions include:
  - Further increasing the frequency of hand washing and surface cleaning.
  - Keeping the activity time involved as short as possible.
  - Using screens or barriers to separate people from each other.
  - Using back-to-back or side-to-side working (rather than face-to-face) whenever possible.
  - Reducing the number of people each person has contact with by using 'fixed teams or partnering' (so each person works with only a few others).
- Where the social distancing guidelines cannot be followed in full, even through redesigning a particular activity, businesses should consider whether that activity needs to continue for the business to operate, and if so, take all the mitigating actions possible to reduce the risk of transmission between staff.
- Social distancing applies to all parts of a business, not just the place where people spend most of their time, but also entrances and exits, break rooms, canteens and similar settings. These are often the most challenging areas to maintain social distancing and workers should be specifically reminded.



## 4.1 Coming to work and leaving work

**Objective:** To maintain social distancing wherever possible, on arrival and departure and to ensure handwashing upon arrival.

### Steps that will usually be needed:



Reduced staffing levels to maintain social distancing

- Staggering arrival and departure times at work to reduce crowding into and out of the venue, taking account of the impact on those with protected characteristics.
- Providing additional parking or facilities such as bike-racks to help people walk, run, or cycle to work where possible.
- Reducing congestion, for example, by having more entry points to the venue. If you have more than one door, consider having one for entering the building and one for exiting.
- Using markings to guide staff coming into or leaving the building.
- Providing handwashing facilities (or hand sanitiser where not possible) at entry and exit points and not using touch-based security devices such as keypads where possible.
- Providing storage for staff clothes and bags.
- Requesting staff change into work uniforms on site using appropriate facilities/changing areas, where social distancing and hygiene guidelines can be met.
- Washing uniforms on site, where appropriate, or requesting workers to regularly wash uniforms at home.
- See [government guidance](#) on travelling to and from work.



HM Government

## 4.2 Moving around venues

**Objective:** To maintain social distancing wherever possible, while people travel through the venue.

### Steps that will usually be needed:

- ☐ Reducing movement by discouraging non-essential trips within venues, for example, restricting access to some areas, encouraging use of radios, telephones or other electronic devices when sending orders from service areas to kitchens, where permitted, and cleaning them between use.
- ☐ Reducing job and location rotation, for example, assigning workers to specific areas or keeping temporary personnel dedicated to one venue.
- ☐ Introducing more one-way flow routes through buildings through signage that clearly indicate the direction of flow.
- ☐ Reducing maximum occupancy for lifts, providing hand sanitiser for the operation of lifts and encouraging use of stairs wherever possible.
- ☐ Making sure that people with disabilities are able to access lifts.
- ☐ Managing use of high traffic areas including, corridors, lifts and staircases to maintain social distancing.

## 4.3 Working areas

**Objective:** To maintain social distancing between individuals when they are at their working areas.

- For people who work in one place, for example waiter captains or cashiers, working areas should allow them to maintain social distancing from one another as well as the public.
- Working areas should be assigned to an individual as much as possible. If they need to be shared, they should be shared by the smallest possible number of people.
- If it is not possible to ensure working areas comply with social distancing guidelines (2m, or 1m with risk mitigation where 2m is not viable, is acceptable) then businesses should consider whether that activity needs to continue for the business to operate, and if so take all mitigating actions possible to reduce the risk of transmission.

### Steps that will usually be needed:

- ☐ Reviewing layouts and processes to allow staff to work further apart from each other.
- ☐ Only where it is not possible to move working areas further apart, arranging people to work side-by-side or facing away from each other rather than face-to-face. Where this is not possible, using screens to separate people from each other.
- ☐ Using floor tape or paint to mark areas to help people comply with social distancing guidelines (2m, or 1m with risk mitigation where 2m is not viable, is acceptable).





HM Government

## 4.4 Food preparation areas

**Objective:** To maintain social distancing and reduce contact where possible in kitchens and other food preparation areas.

- COVID-19 is a respiratory illness. It is not known to be transmitted by exposure to food.

### Steps that will usually be needed:

- Following government guidance on managing food preparation and food service areas.
- Allowing kitchen access to as few people as possible.
- Minimising interaction between kitchen staff and other workers, including when on breaks.
- Putting teams into shifts to restrict the number of workers interacting with each other.
- Spacing working areas to maintain social distancing guidelines (2m, or 1m with risk mitigation where 2m is not viable, is acceptable) as much as possible, recognising the difficulty of moving equipment such as sinks, hobs and ovens. Consider cleanable panels to separate working areas in larger kitchens.
- Providing floor marking to signal social distancing (2m, or 1m with risk mitigation where 2m is not viable, is acceptable).
- Using 'one way' traffic flows to minimise contact.
- Minimising access to walk-in pantries, fridges and freezers, for example, with only one person being able to access these areas at one point in time.
- Minimising contact at 'handover' points with other staff, such as when presenting food to serving staff and delivery drivers.





## 4.5 Entertainment

**Objective:** To maintain social distancing when providing entertainment within or outside restaurants, pubs, bars and similar venues that serve food or drink.

- For many restaurants, pubs and bars, providing entertainment such as recorded music, live sports broadcasts, quizzes, live musicians or comedians are an important part of their business.
- From 15 August, venues may host socially distanced indoor and outdoor performances, though we encourage performances to continue to take place outdoors wherever possible. Venues should take account of the Performing Arts [guidance](#) in organising performances.
- All venues should ensure that steps are taken to mitigate the increased risk of virus transmission associated with aerosol production from raised voices, such as when speaking loudly or singing loudly, particularly in confined and poorly ventilated spaces. This includes, but is not limited to, lowering the volume of background music, and refraining from playing music or broadcasts that may encourage shouting, particularly if played at a volume that makes normal conversation difficult. Evidence on the most effective steps that can be taken to limit the transmission of the virus continues to be regularly reviewed. This guidance may be updated in the future in response to changing scientific understanding.

### Steps that will usually be needed:

- Determining the viability of entertainment and maximum audience numbers consistent with social distancing outside and within venues and other safety considerations.
- Preventing entertainment, such as broadcasts, that is likely to encourage audience behaviours increasing transmission risk. For example, loud background music, communal dancing, group singing or chanting.
- Reconfiguring indoor entertainment spaces to ensure customers are seated rather than standing. For example, repurposing dance floors for customer seating.
- Encouraging use of online ticketing and online or contactless payments for entertainment where possible.
- Communicating clearly to customers the arrangements for entertainment and clearly supervising with additional staff if appropriate.



HM Government

## 4.6 Meetings

**Objective:** To reduce transmission due to face-to-face meetings and maintain social distancing in meetings.

### Steps that will usually be needed:

- ☐ Using remote working tools to avoid in-person meetings.
- ☐ Only absolutely necessary participants should physically attend meetings and should maintain social distancing guidelines (2m, or 1m with risk mitigation where 2m is not viable, is acceptable).
- ☐ Avoiding transmission during meetings, for example, avoiding sharing pens, documents and other objects.
- ☐ Providing hand sanitiser in meeting rooms.
- ☐ Holding meetings outdoors or in well-ventilated rooms whenever possible.
- ☐ For areas where regular meetings take place, use floor signage to help people maintain social distancing.

## 4.7 Back of house and common areas

**Objective:** To maintain social distancing while using common areas.

### Steps that will usually be needed:

- ☐ Staggering break times to reduce pressure on the staff break rooms or places to eat and ensuring social distancing is maintained in staff break rooms.
- ☐ Using safe outside areas for breaks.
- ☐ Creating additional space by using other parts of the venue or building that have been freed up by remote working.
- ☐ Installing screens to protect staff in front of house areas or serving customers at till points.
- ☐ Using social distance marking for other common areas such as toilets, showers, lockers and changing rooms and in any other areas where queues typically form.





HM Government

## 4.8 Accidents, security and other incidents

**Objective:** To prioritise safety during incidents.

- In an emergency, for example, an accident, provision of first aid, fire or break-in, people do not have to comply with social distancing guidelines if it would be unsafe.
- People involved in the provision of assistance to others should pay particular attention to sanitation measures immediately afterwards, including washing hands.

### Steps that will usually be needed:

- Reviewing your incident and emergency procedures to ensure they reflect the social distancing principles as far as possible.
- Considering whether you have enough appropriately trained staff to keep people safe. For example, having dedicated staff to encourage social distancing or to manage security.
- Considering the security implications of any changes you intend to make to your operations and practices in response to COVID-19, as any revisions may present new or altered security risks which may need mitigations.
- For organisations who conduct physical searches of people, considering how to ensure safety of those conducting searches while maintaining security standards.
- Where spaces have been repurposed you should carry out a fire risk assessment.
- Following [government guidance](#) on managing security risks.








HM Government

## 5. Cleaning the workplace





HM Government

## 5.1 Before reopening

**Objective:** To make sure that any venue that has been closed or partially operated is clean and ready to restart, including:

- An assessment for all sites, or parts of sites, that have been closed, before restarting work.
- Cleaning procedures and providing hand sanitiser before restarting work.

### Steps that will usually be needed:



Checking whether you need to service or adjust ventilation systems, for example, so that they do not automatically reduce ventilation levels due to lower than normal occupancy levels.



Most air conditioning systems do not need adjustment, however where systems serve multiple buildings, or you are unsure, advice should be sought from your heating ventilation and air conditioning (HVAC) engineers or advisers.



Following [guidance](#) on reopening food businesses.



Following [guidance](#) on managing legionella risks.

### Enhanced cleaning measures





HM Government

## 5.2 Keeping the venue clean

**Objective:** To keep the venue clean and prevent transmission by touching contaminated surfaces.

### Steps that will usually be needed:

- ☐ Following government guidance on cleaning food preparation and food service areas.
- ☐ Wedging doors open, where appropriate, to reduce touchpoints. This does not apply to fire doors.
- ☐ Frequent cleaning of objects and surfaces that are touched regularly including counters, tills, and making sure there are adequate disposal arrangements for cleaning products.
- ☐ Cleaning surfaces and objects between each customer use. For example, cleaning tables, card machines, chairs, trays and laminated menus in view of customers before customer use.
- ☐ If you are cleaning after a known or suspected case of COVID-19 then you should refer to the specific guidance.
- ☐ Frequent cleaning of work areas and equipment between uses, using your usual cleaning products.
- ☐ Providing extra non recycling bins for workers and customers to dispose of single use face coverings and PPE. You should refer to guidance for information on how to dispose of personal or business waste, including face coverings and PPE.

## 5.3 Keeping the kitchen clean

**Objective:** To ensure the highest hygiene standards are operated in kitchen areas.

### Steps that will usually be needed:

- ☐ Recognising that cleaning measures are already stringent in kitchen areas, consider the need for additional cleaning and disinfection measures.
- ☐ Having bins for collection of used towels and staff overalls.
- ☐ Washing hands before handling plates and cutlery.
- ☐ Continuing high frequency of hand washing throughout the day.



## 5.4 Hygiene – handwashing, sanitation facilities and toilets

**Objective:** To help everyone keep good hygiene through the working day.

### Steps that will usually be needed:

- ☐ Following government guidance on hygiene in food preparation and food service areas.
- ☐ Using signs and posters to build awareness of good handwashing technique, the need to increase handwashing frequency, avoid touching your face and to cough or sneeze into a tissue which is binned safely, or into your arm if a tissue is not available.
- ☐ Providing regular reminders and signage to maintain hygiene standards.
- ☐ Providing hand sanitiser in multiple locations in addition to washrooms.
- ☐ Setting clear use and cleaning guidance for toilets to ensure they are kept clean and social distancing is achieved as much as possible.
- ☐ Enhancing cleaning for busy areas.
- ☐ Special care should be taken for cleaning of portable toilets.
- ☐ Providing more waste facilities and more frequent rubbish collection.
- ☐ Providing hand drying facilities – either paper towels or electrical dryers.
- ☐ Washing hands after handling customer items and before moving onto another task. For example, after collecting used plates for cleaning and before serving food to another table.





HM Government

## 5.5 Changing rooms and showers

**Objective:** To minimise the risk of transmission in changing rooms and showers.

### Steps that will usually be needed:

- ☐ Where shower and changing facilities are required, setting clear use and cleaning guidance for showers, lockers and changing rooms to ensure they are kept clean and clear of personal items and that social distancing is achieved as much as possible.
- ☐ Introducing enhanced cleaning of all facilities regularly during the day and at the end of the day.

## 5.6 Handling goods, merchandise, other materials and onsite vehicles

**Objective:** To reduce transmission through contact with objects that come into the venue and vehicles at the worksite.

### Steps that will usually be needed:

- ☐ Cleaning procedures for goods and merchandise entering the site.
- ☐ Cleaning procedures for the parts of shared equipment you touch before each use.
- ☐ Encouraging increased handwashing and introducing more handwashing facilities for workers handling goods and merchandise or providing hand sanitiser where this is not practical.
- ☐ Regular cleaning of the inside of shared vehicles that workers may take home.
- ☐ Enhanced handling procedures of laundry to prevent potential contamination of surrounding surfaces, to prevent raising dust or dispersing the virus.

37  
65



HM Government

## 6. Personal Protective Equipment (PPE) and face coverings



(62)



HM Government

## 6. Personal Protective Equipment (PPE) and face coverings

PPE protects the user against health or safety risks at work. It can include items such as safety helmets, gloves, eye protection, high-visibility clothing, safety footwear and safety harnesses. It also includes respiratory protective equipment, such as face masks.

Where you are already using PPE in your work activity to protect against non-COVID-19 risks, you should continue to do so.

At the start of this document we described the steps you need to take to manage COVID-19 risk in the workplace. This includes maintaining social distancing guidelines (2m, or 1m with risk mitigation where 2m is not viable, is acceptable). When managing the risk of COVID-19, additional PPE beyond what you usually wear is not beneficial. This is because COVID-19 is a different type of risk to the risks you normally face in a workplace, and needs to be managed through social distancing, hygiene and fixed teams or partnering, not through the use of PPE.

The exception is clinical settings, like a hospital, or a small handful of other roles for which Public Health England advises use of PPE. For example, first responders and immigration enforcement officers. If you are in one of these groups you should refer to the advice at:

<https://www.gov.uk/government/publications/coronavirus-covid-19-personal-protective-equipment-ppe-plan/covid-19-personal-protective-equipment-ppe-plan>

and

<https://www.gov.uk/government/publications/covid-19-decontamination-in-non-healthcare-settings/covid-19-decontamination-in-non-healthcare-settings>.

Workplaces should not encourage the precautionary use of extra PPE to protect against COVID-19 outside clinical settings or when responding to a suspected or confirmed case of COVID-19.

Unless you are in a situation where the risk of COVID-19 transmission is very high, your risk assessment should reflect the fact that the role of PPE in providing additional protection is extremely limited. However, if your risk assessment does show that PPE is required, then you must provide this PPE free of charge to workers who need it. Any PPE provided must fit properly.





HM Government

## 6.1 Face coverings

There is growing evidence that wearing a face covering in an enclosed space helps protect individuals and those around them from COVID-19.

A face covering can be very simple and may be worn in enclosed spaces where social distancing isn't possible. It just needs to cover your mouth and nose. It is not the same as a face mask, such as the surgical masks or respirators used by health and care workers. Similarly, face coverings are not the same as the PPE used to manage risks like dust and spray in an industrial context. Supplies of PPE, including face masks, must continue to be reserved for those who need them to protect against risks in their workplace, such as health and care workers, and those in industrial settings like those exposed to dust hazards.

Face coverings are not a replacement for the other ways of managing risk, including minimising time spent in contact, using fixed teams and partnering for close-up work, and increasing hand and surface washing. These other measures remain the best ways of managing risk in the workplace and government would therefore not expect to see employers relying on face coverings as risk management for the purpose of their health and safety assessments.

Face coverings are mandatory on public transport and for customers in a number of indoor premises including where food has been purchased at a restaurant without table service or at a take-away outlet. If a shop or a café has a designated seating area for customers to eat and drink, face coverings can be removed in this area only.

The wearing of face coverings will not be required in restaurants with table service, bars or pubs.

Find further detail on when and where to wear face coverings.

Businesses should take reasonable steps to encourage customer compliance for example through in store communications or notices at the entrance. If necessary, police can issue fines to members of the public for non-compliance. Businesses will not be required to provide face coverings for their customers.

Some people don't have to wear a face covering including for health, age or equality reasons. No one who is exempt from wearing a face covering should be denied entry if they are not wearing one.





HM Government


## 6.1 Face coverings (continued)

It is not mandatory for workers in pubs, restaurants or takeaways to wear face coverings where they are not part of usual health and safety measures. However, businesses should consider recommending their use where other mitigations are not in place, for example screens or visors, and where it does not hinder workers, for example, speaking to or supporting customers. Where businesses recommend the use of face coverings, they must be used safely. This means telling workers:

- Wash your hands thoroughly with soap and water for 20 seconds or use hand sanitiser before putting a face covering on, and before and after removing it.
- When wearing a face covering, avoid touching your face or face covering, as you could contaminate them with germs from your hands.
- Change your face covering if it becomes damp or if you've touched it.
- Continue to wash your hands regularly.
- Change and wash your face covering daily.
- If the material is washable, wash in line with manufacturer's instructions. If it's not washable, dispose of it carefully in your usual waste.
- Practise social distancing wherever possible.

Please be mindful that the wearing of a face covering may inhibit communication with people who rely on lip reading, facial expressions and clear sound.

## 7. Workforce management





HM Government

## 7.1 Shift patterns and outbreaks

### 7.1.1 Shift patterns and working groups

**Objective:** To change the way work is organised to create distinct groups and reduce the number of contacts each worker has.

#### Steps that will usually be needed:

- ☐ As far as possible, where staff are split into teams or shift groups, fixing these teams or shift groups so that where contact is unavoidable, this happens between the same people.
- ☐ Considering where congestion caused by people flow and pinch points can be improved. Using one-way systems, staggered shifts and assigned staff mealtimes are possible ways to minimise the risk of transmission.
- ☐ You should assist the Test and Trace service by keeping a temporary record of your staff shift patterns for 21 days and assist NHS Test and Trace with requests for that data if needed. This could help contain clusters or outbreaks. Further guidance can be found [here](#).

## 7.1 Shift patterns and outbreaks

### 7.1.2 Outbreaks in the workplace

**Objective:** To provide guidance in an event of a COVID-19 outbreak in the workplace

#### Steps that will usually be needed:

- ☐ As part of your risk assessment, you should ensure you have an up to date plan in case there is a COVID-19 outbreak. This plan should nominate a single point of contact (SPOC) where possible who should lead on contacting local Public Health teams.
- ☐ If there is more than one case of COVID-19 associated with your workplace, you should contact your local PHE health protection team to report the suspected outbreak. [Find your local PHE health protection team](#).
- ☐ If the local PHE health protection team declares an outbreak, you will be asked to record details of symptomatic staff and assist with identifying contacts. You should therefore ensure all employment records are up to date. You will be provided with information about the outbreak management process, which will help you to implement control measures, assist with communications to staff, and reinforce prevention messages.





## 7.3 Ongoing communications and signage

**Objective:** To make sure all workers are kept up to date with how safety measures are being implemented or updated.

### Steps that will usually be needed:

- Ongoing engagement with workers, including through trade unions or employee representative groups, to monitor and understand any unforeseen impacts of changes to working environments.
- Awareness and focus on the importance of mental health at times of uncertainty. The government has published guidance on the mental health and wellbeing aspects of coronavirus (COVID-19).
- Communicating approaches and operational procedures with suppliers, customers or trade bodies to help their adoption and share experience.
- Using simple, clear messaging to explain guidelines using images and clear language, with consideration of groups for which English may not be their first language and those with protected characteristics such as visual impairments.
- Using visual communications, for example, whiteboards or signage, to explain changes to rotas or stock shortages without the need for face-to-face communications.





HM Government

## 8. Inbound and outbound goods

### Objective:

To maintain social distancing and avoid surface transmission when goods enter and leave the site, especially in high volume situations, for example, distribution centres, despatch areas.

### Steps that will usually be needed:

- ☐ Revising pick-up and drop-off collection points, procedures, signage and markings.
- ☐ Considering methods to reduce frequency of deliveries, for example by ordering larger quantities less often.
- ☐ Minimising unnecessary contact at gatehouse security, yard and warehouse. For example, non-contact deliveries where the nature of the product allows for use of electronic pre-booking.
- ☐ Where possible and safe, having single workers load or unload vehicles.
- ☐ Where possible, using the same pairs of people for loads where more than one is needed.
- ☐ Enabling drivers to access welfare facilities when required, consistent with other guidance.
- ☐ Encouraging drivers to stay in their vehicles where this does not compromise their safety and existing safe working practice, such as preventing drive-aways.
- ☐ Creating one-way flow of traffic in stockrooms.
- ☐ Adjusting put-away and replenishment rules to create space for social distancing. Where social distancing cannot be maintained due to venue design, sufficient mitigation strategies should be designed and implemented.



HM Government

## Where to obtain further guidance

### COVID-19: what you need to do

<https://www.gov.uk/coronavirus>

### Support for businesses and employers during coronavirus (COVID-19)

<https://www.gov.uk/coronavirus/business-support>

### General guidance for employees during coronavirus (COVID-19)

<https://www.gov.uk/guidance/guidance-and-support-for-employees-during-coronavirus-covid-19>

### COVID-19: cleaning of non-healthcare settings

<https://www.gov.uk/government/publications/covid-19-decontamination-in-non-healthcare-settings>

### COVID-19: guidance for food businesses

<https://www.gov.uk/government/publications/covid-19-guidance-for-food-businesses/guidance-for-food-businesses-on-coronavirus-covid-19>

## Appendix

### Definitions

Common Areas	The term 'common area' refers to areas and amenities which are provided for the common use of more than one person including canteens, reception areas, meeting rooms, areas of worship, toilets, gardens, fire escapes, kitchens, fitness facilities, store rooms, laundry facilities.
Support Bubbles	<p>The term 'support bubble' refers to single adult households, where adults live alone or with dependent children only, expanding their support network so that it includes one other household of any size. Further guidance on this can be found here:</p> <p><a href="https://www.gov.uk/guidance/meeting-people-from-outside-your-household">https://www.gov.uk/guidance/meeting-people-from-outside-your-household</a></p>



HM Government

## Appendix

### Definitions

Clinically extremely vulnerable	<p>Clinically extremely vulnerable people will have received a letter telling them they are in this group, or will have been told by their GP. Guidance on who is in this group can be found here:</p> <p><a href="https://www.gov.uk/government/publications/guidance-on-shielding-and-protecting-extremely-vulnerable-persons-from-covid-19/guidance-on-shielding-and-protecting-extremely-vulnerable-persons-from-covid-19">https://www.gov.uk/government/publications/guidance-on-shielding-and-protecting-extremely-vulnerable-persons-from-covid-19/guidance-on-shielding-and-protecting-extremely-vulnerable-persons-from-covid-19</a></p>
Clinically vulnerable people	<p>Clinically vulnerable people include those aged 70 or over and those with some underlying health conditions, all members of this group are listed in the 'clinically vulnerable' section here:</p> <p><a href="https://www.gov.uk/government/publications/staying-alert-and-safe-social-distancing/staying-alert-and-safe-social-distancing">https://www.gov.uk/government/publications/staying-alert-and-safe-social-distancing/staying-alert-and-safe-social-distancing</a></p>



HM Government

© Crown copyright 2020

This publication is licensed under the terms  
of the Open Government Licence v3.0

except where otherwise stated. To view this licence, visit:

[www.nationalarchives.gov.uk/doc/open-government-  
licence/version/3](http://www.nationalarchives.gov.uk/doc/open-government-licence/version/3)

This publication is also available on our  
website at:

[www.gov.uk/workingsafely](http://www.gov.uk/workingsafely)

Images are not covered under the terms of the Open Government  
Licence and must not be reproduced or used under copyright  
rules.

Contact us if you have any enquiries about this publication,  
including requests for alternative formats, at:

[enquiries@beis.gov.uk](mailto:enquiries@beis.gov.uk)



## Let us know you agree to cookies

We use cookies to give you the best online experience.  
Please let us know if you agree to all of these cookies.

**Yes, I agree**

**No, take me to settings'**

[Home](#)[News](#)[Sport](#)[Weather](#)[iPlayer](#)[Sounds](#)

## Coronavirus: Hancock concern over 'sharp rise' in cases

8 September 2020

1818



Coronavirus pandemic



GETTY IMAGES

**A "sharp rise" in coronavirus cases in recent days in the UK is "concerning", Health Secretary Matt Hancock has said.**

He told MPs that the increase had been across the whole country rather than in localised "hotspots", but there was "no inevitability" of a second spike.

The government's scientific advisers have given stark warnings, after 2,948 new UK cases were **recorded on Monday**.

Downing Street said it would not rule out reducing the number of people who could meet in groups in England.

74

Asked whether the government was considering a change in guidance, the prime minister's official spokesman said the regulations were being kept under review.

The guidance in England currently says two households can meet indoors. Outdoors up to six people from different households can meet - or up to 30 people from two households.

- **Analysis: New figures show we face 'impossible balancing act'**
- **What should I do to stay safe and stop the spread?**
- **Remember the R number? Why is it so important?**

Ministers have singled out young people in particular for not following social-distancing rules.

England's chief medical officer, Prof Chris Whitty, said Covid-19 rates are now rising, especially amongst people aged between the ages of 17 and 29.

He warned that if people stopped social distancing then "Covid comes back".

But another expert cited the government's "confused messaging" and said it was unfair to blame the young.

On Sunday 2,988 new cases were announced - the highest figure since 22 May.

At the peak of the virus in spring official figures showed there were 6,000 cases a day, although testing was largely only taking place in hospitals.

Estimates suggest there were around 100,000 cases a day at that point.

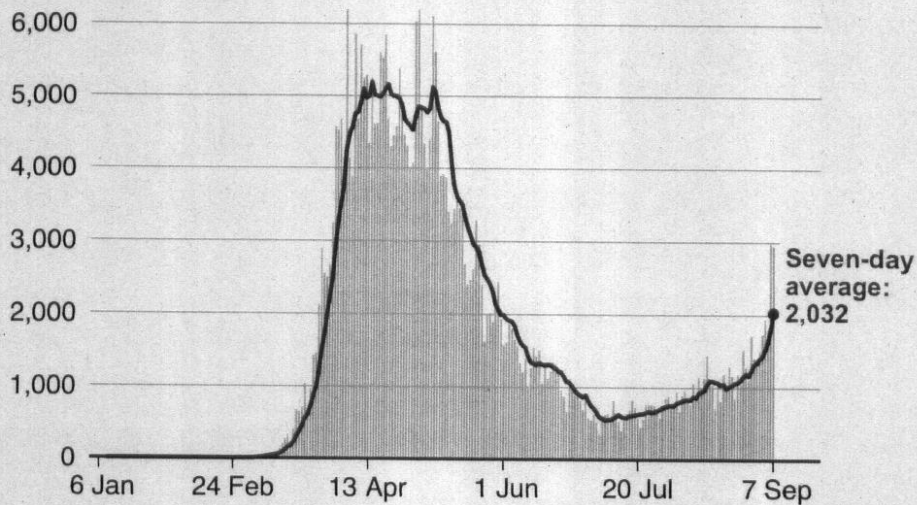
Mr Hancock told MPs on the Commons Health Select Committee it was "so important that people take their responsibilities seriously, and people don't become relaxed about this virus".

He said the government's strategy was clear, with the first line of defence being social distancing, followed by testing and tracing, and then local action.

He added: "I have taken quite robust action in areas where there are local spikes. I don't like doing that but I don't resile from doing it because it is necessary."

## Confirmed cases rising

Daily confirmed cases of coronavirus in the UK



Source: Department of Health and Social Care, updated to 7 Sep 09:00 BST

BBC

He also told the committee that the first "credible" cases of coronavirus reinfection were starting to be seen.

"Through genomic analysis you can see it is a different disease to the one the person got the first time around," he said.

"But in all the cases that I have seen it has been an asymptomatic second infection that has been picked up through asymptomatic testing."

On Monday Mr Hancock warned **the UK could see a second spike in coronavirus cases** if young people did not follow the rules.

His comments were echoed by Housing Secretary Robert Jenrick, who said there was a particular responsibility on younger people to follow government guidelines on Covid-19, so that infection rates would not spike again.

"We have to keep hammering the message home. Of course the people in those age categories are unlikely to become extremely unwell as a result of having the virus.

"But they are able to pass it on to others," he said.

"There's a responsibility on younger people to not just stay at home, obviously to go out and go to work and to enjoy pubs and restaurants, but to do so in accordance with the guidelines."

Mr Jenrick also said the UK was entering a "period of particular concern" with the number of coronavirus cases rising, adding "we all have to be very cautious".

However, Prof Susan Michie, a behavioural expert on the government's Scientific Advisory Group for Emergencies (Sage), was critical of the government's "confused messaging" over the coronavirus restrictions.

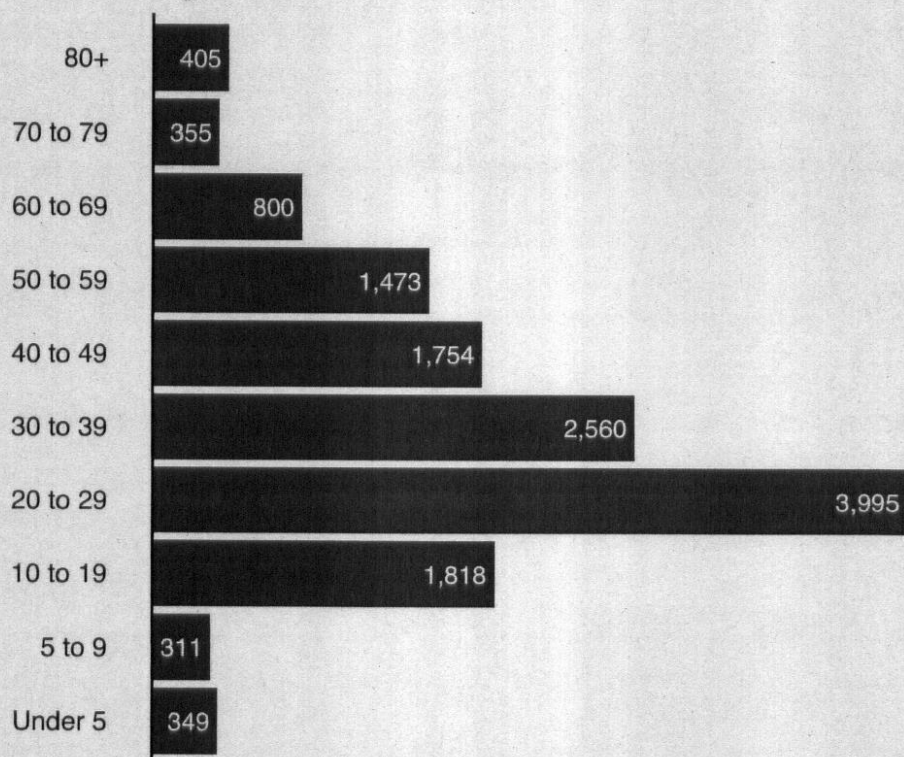


She told the BBC News Channel that the constant changing of the guidance and variations between nations had left young people "very confused about what it is they are and aren't meant to be doing".

She said ministers had almost signalled "go out and about as usual" to young people by lifting restrictions and added it was unfair to then say "actually you are the problem" rather than take any responsibility as a government for the messaging.

## Confirmed coronavirus cases in England by age group

17 to 30 August 2020



Source: Public Health England

BBC

Another Sage member, Prof Andrew Hayward, told Radio 4's Today programme he was worried that the rise in virus cases over the last few days might "get out of hand" if control measures were not taken seriously.

He added: "Generally it is local outbreaks, but there is also very worrying increases in cases, particularly over the last few days."

On Monday, his Sage colleague Prof Van Tam described the latest change in coronavirus infections across the UK **as a "great concern"**, adding: "People have relaxed too much. Now is the time for us to re-engage, and to realise that this a continuing threat to us."





England's chief medical officer Prof Chris Whitty reiterated concerns raised by his deputy Prof Van-Tam about a rise in cases.

He **tweeted**: "We have, through the extraordinary efforts of the whole population, got Covid rates right down. They are now rising again especially in those aged 17 to 29.

"If we stop social distancing Covid comes back."

## Lowest level

Meanwhile, official weekly figures show the number of deaths linked to coronavirus have fallen to their lowest level since mid-March.

A total of 101 deaths were registered during the week ending 28 August, according to the Office for National Statistics.

The Sage scientists' warnings come as more parts of the UK face tougher restrictions following a rise in the number of cases.

In Wales, **the county borough of Caerphilly is to be placed under a local lockdown** from 18:00 BST on Tuesday, lasting until at least October.

Welsh Health Minister Vaughan Gething blamed a breakdown in social distancing, especially among extended households.

Stricter rules on visiting other people's homes were also **extended to two more areas in the west of Scotland** from midnight.

- **Five Cardiff bars warned over social distancing measures**
- **North-east England football crowd must isolate after outbreak**

- THE R NUMBER: **What it means and why it matters**
- TESTING: **What tests are available?**

- LOOK-UP TOOL: **How many cases in your area?**
- LOCAL LOCKDOWNS: **What happens if you have one?**
- SOCIAL LIFE: **Is it safe to go to the pub?**

Meanwhile, **council leaders in north-east England have said** the average number of new cases in the region has doubled to about 80 per day, in just over a week.

A joint statement from seven council leaders said: "We have seen cases where individuals with symptoms have had a test, then gone out and infected others before getting their results - reckless and selfish behaviour."

- THE NAKED SCIENTISTS: **Where did COVID-19 come from?**

