

COVID Marshal and Enforcement Update



COVID Marshals

- Funding has been secured through the Director of Public Health to increase the number of Covid Marshals to 36 and Park Marshals to 12. Recruitment should start imminently.
- Between 15th February and 15th March a further 3,661 face coverings were distributed bring the total to over 22,000.
- Between the 15th Feb and 15th March the majority of face coverings (46% - 1,693) were distributed in Ladywood.
- As well as patrolling retail areas and parks COVID Marshals have also been assisting with compliance outside faith settings, food banks, schools and universities as well as businesses with high footfall such as Supermarkets and Birmingham Wholesale Market and the Bull Ring Market.



Enforcement - areas of work

- Coronavirus enquiries
- Whistle blowing hotline
- Enforcement patrols (including joint patrols)
- Contract tracing referrals
- Outbreak referrals
- Interdepartmental referrals

COVID Enforcement Patrols

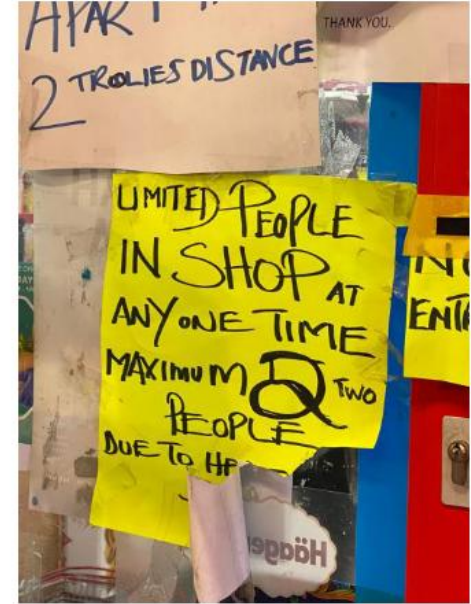
Regular enforcement patrols are undertaken to ensure businesses are complying with Coronavirus legislation.

- Patrols are prioritised around areas of high infection and where possible follow on from an educational visits undertaken by the COVID Marshals.
- A number of the enforcement patrols are supported by Officers from West Midlands Police. These are less frequent at moment as we are now looking at other areas of compliance as well.



COVID Enforcement Patrols

- Patrols have been increased since the National Lockdown was introduced. In the region of 15,000 business checks have been undertaken since 8th January 2021 of which 671 were non compliant leading to 90 enforcement notices being served.
- Average compliance by businesses is 95.74%
- A total of 90 enforcement notices have been served since 8th January 2021.
- 15 enforcement patrols undertaken to date during March of which 7 were undertaken with the Police.

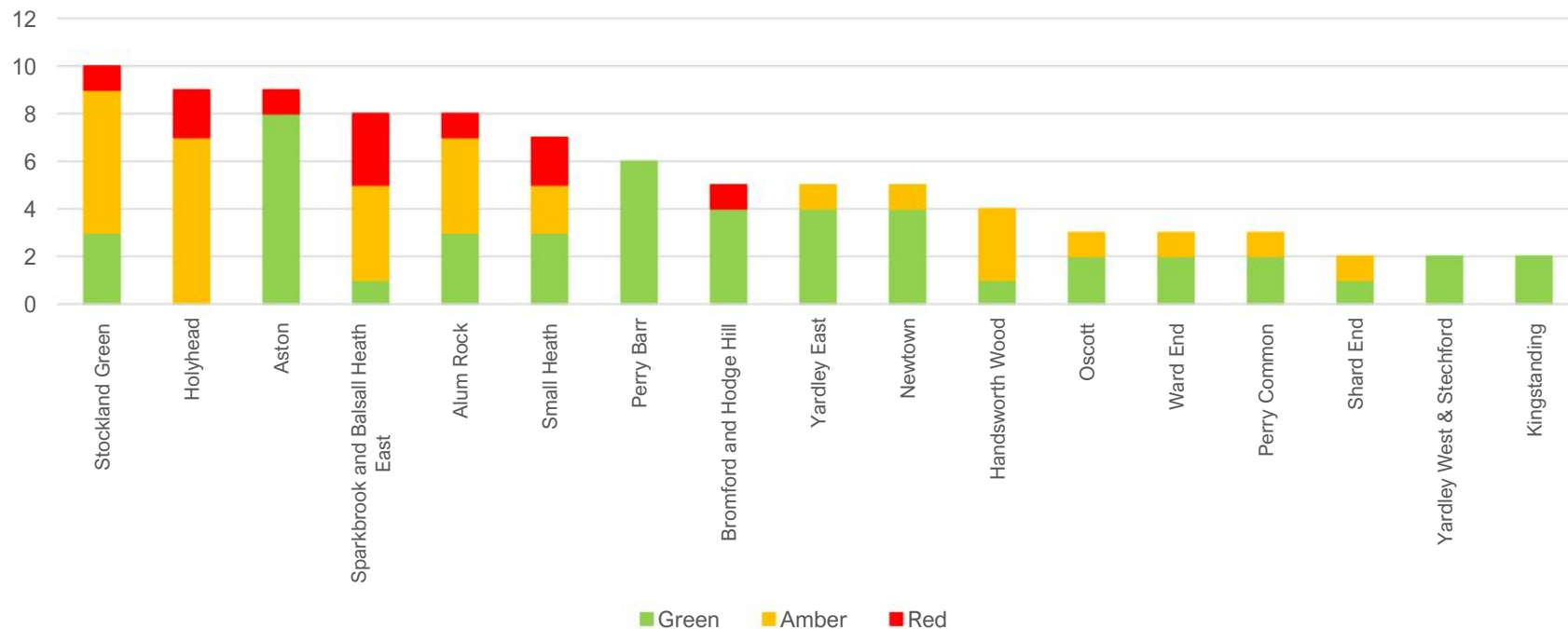


Supermarket Project Brief Summary

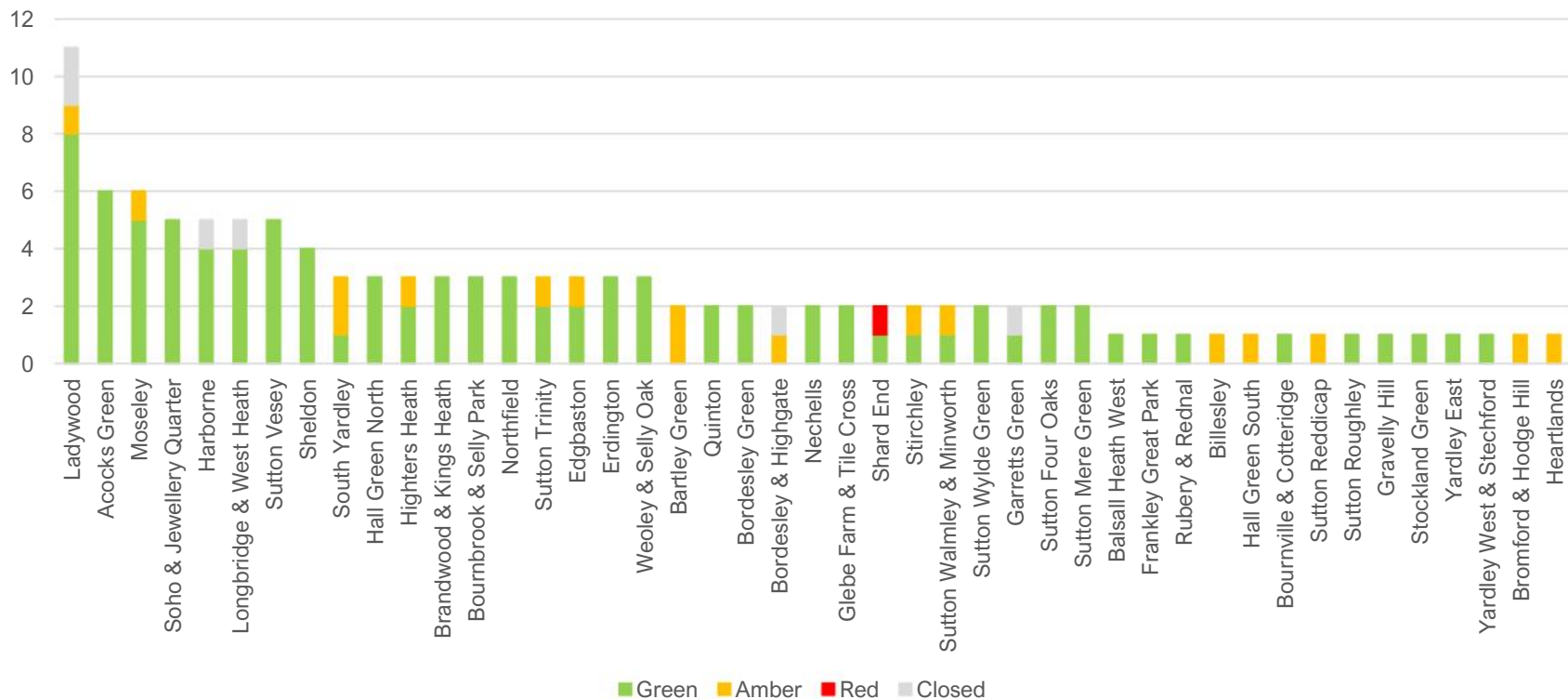
- The Covid enforcement Supermarket project was undertaken between Monday 8th and Friday 19th February 2021
- In total 208 supermarkets were visited by officers as part of the project.
- A risk-based approach was taken in the first week whereby visits were prioritised towards 15 wards with the highest infection rate per 100,000 with the majority of major supermarkets and independent supermarkets being inspected.
- The second week of the project the majority of the supermarkets within the remaining wards were inspected plus any missed from the 1st week (as well as urgent revisits).
- Supermarkets were rated using traffic light system. Green – most or all controls in place, amber – some controls in place, red – little or no controls in place.
- Most Primary Authorities and Area Managers have welcomed the feedback and are keen to rectify any issues/take on board our recommendations.
- Most common issue were incorrect cleaning chemicals being available that were effective against COVID and allowing multiple households to shop together (inappropriately).
- Officers are currently working with all premises risk rated Amber and Red (17) during the project to improve mitigations against COVID and bring these premises up to a Green standard.

Supermarket ratings on first inspection w/c 8th February

(Wards with highest infection rate)

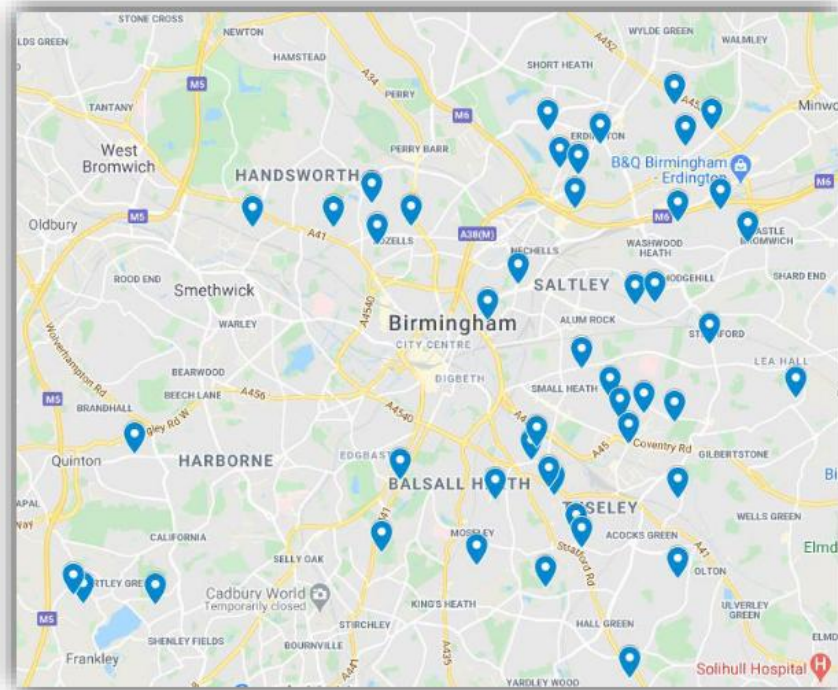


Supermarket ratings on first Inspection w/c 15th February



Supporting Contact Tracing Birmingham

- Contact centre will refer to cases who refuse to engage or indicate they may not be isolating.
- Officers will contact and where necessary visit case to encourage engagement with Contact Tracing Team and to ensure case is isolating.
- Officers are now undertaking welfare checks on cases referred from Contact tracing who may be vulnerable and in of need assistance. These checks differ from the compliance checks as they are focused on ensuring that the case is ok and if necessary signpost relevant support networks such as [National support | Coronavirus - Accessing support | Birmingham City Council](#), [National support | Coronavirus - Accessing support | Birmingham City Council](#) & ACAP



Faith Groups

- Engagement with all faith settings to help them become COVID secure.
- A Voluntary Agreement has been drafted between BCC and faith settings (in the process of being launched)
 - The objective of the agreement will be to ensure that faith settings are COVID secure and meet legal requirements to ensure safe places of worship
 - Faith Settings which are compliant will receive a certificate – to show that they are covid secure – to ensure compliance and the setting will have a check list too help them before any event to ensure covid security.
 - Visits will be carried out to support the faith settings and the implementation of their internal checks.

- A COVID-Secure Tool Box is being developed and will be shared with all faith settings – this will assist in Risk Assessments and learning for COVID-Secure Measures
- Faith Settings will be supported by Webinars, Q&A sessions on operational queries/H&S compliance
- Faith Settings that struggle will be supported by enforcement officers or Covid Marshals as required.

Mail Shots and Covid Security

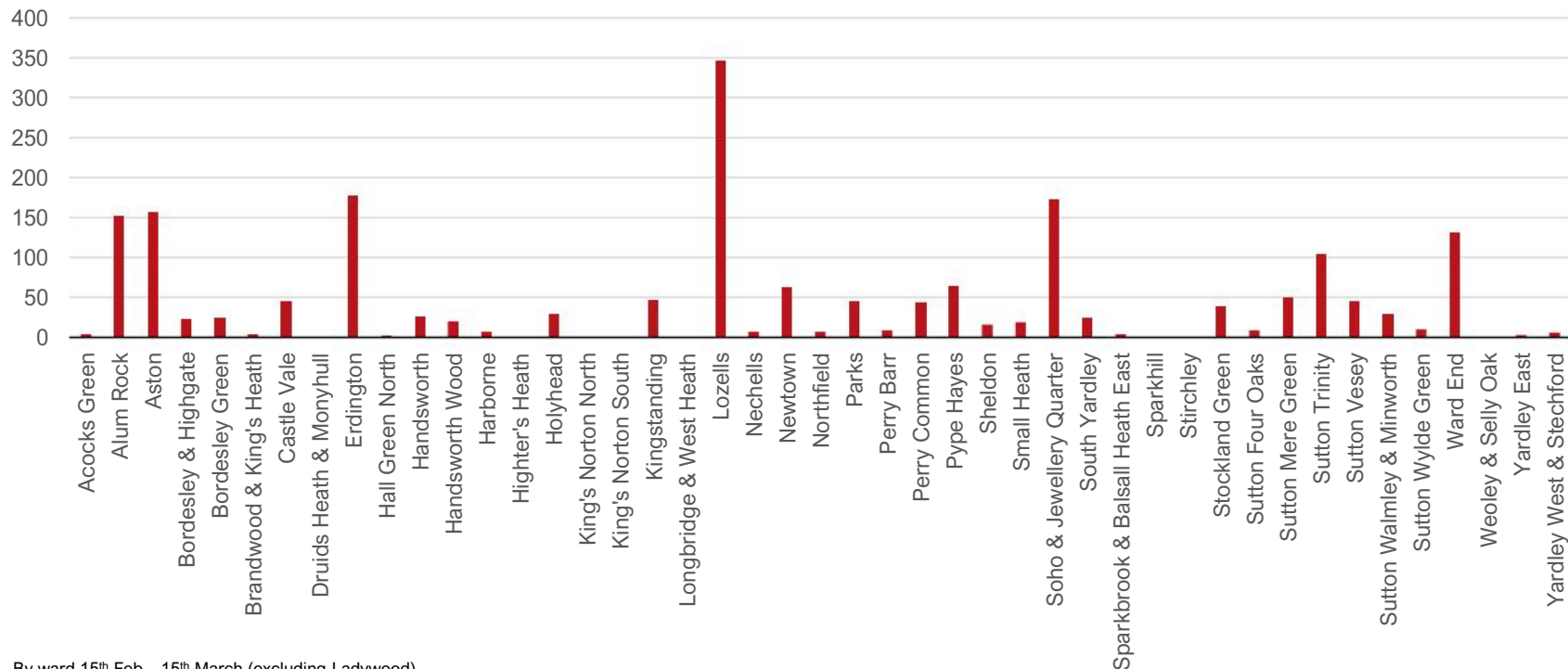
- We have worked with the NHS Outbreak Response team (they give advice on cleansing for any outbreaks and a free service) as a result we have:
 - Sent letters via Adults & Social Care Team to all care settings
 - Sent letters to all schools

Asking that they add the details of this NHS team to their Infection Control Policy as a source of expert advice (for Covid and other outbreaks in the future).

- We have sent a mail shot to 1,200 take-away businesses about queues and follow-up task force to be deployed.
- Fogging kit for outbreak control purchased for EH, Pest Control, Registrars and Chapels at BCC Crematoria.

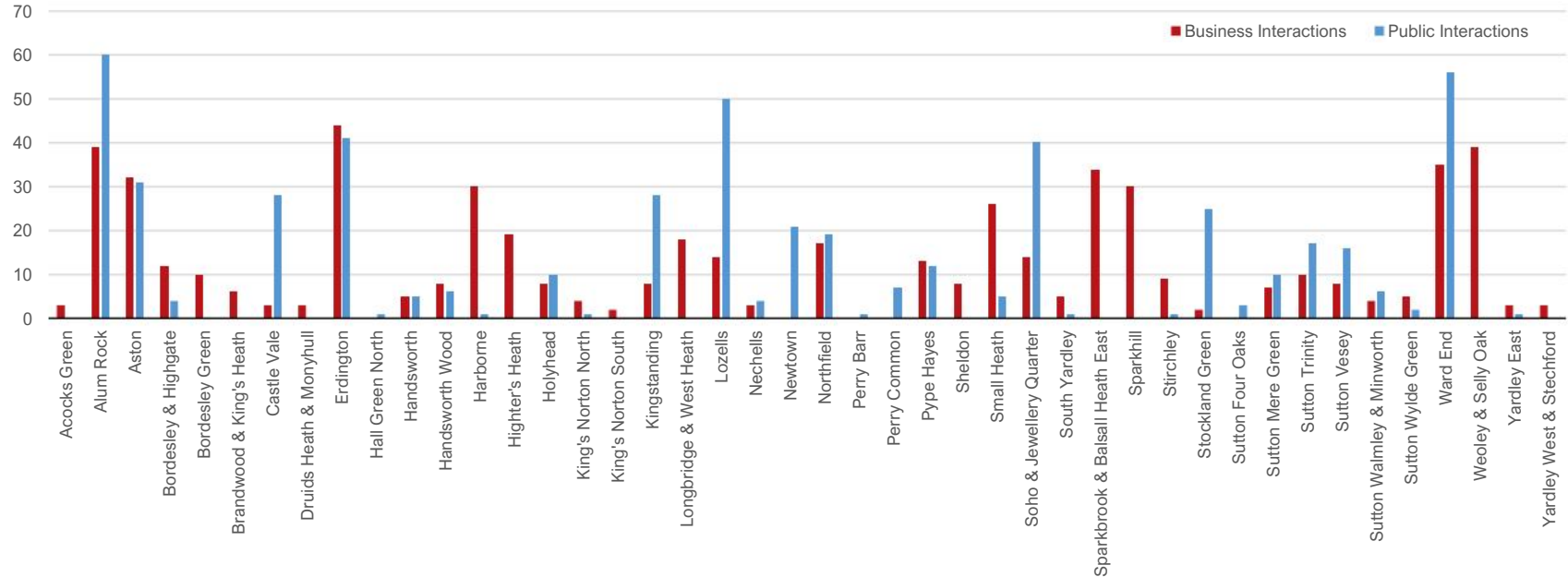
Statistics

Face coverings distributed by ward by COVID Marshals



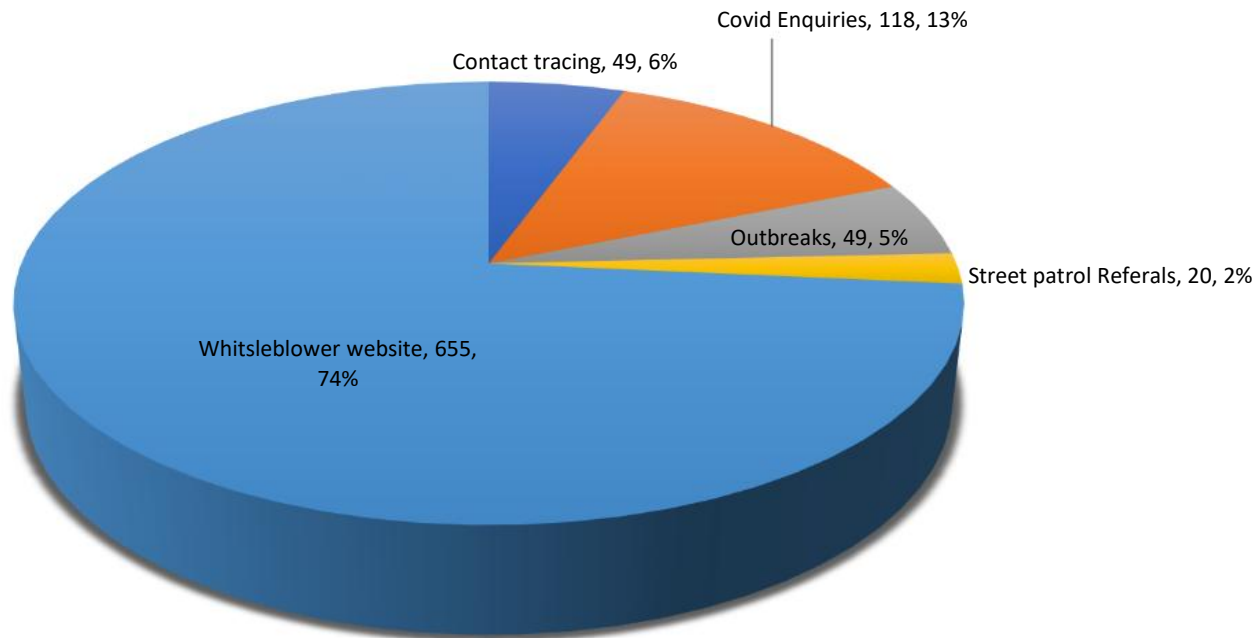
By ward 15th Feb – 15th March (excluding Ladywood)

No. of interactions with businesses and members of the public by COVID Marshals



15th February – 15th March (excl. Ladywood - 95 business and 351 public and parks - 194 public)

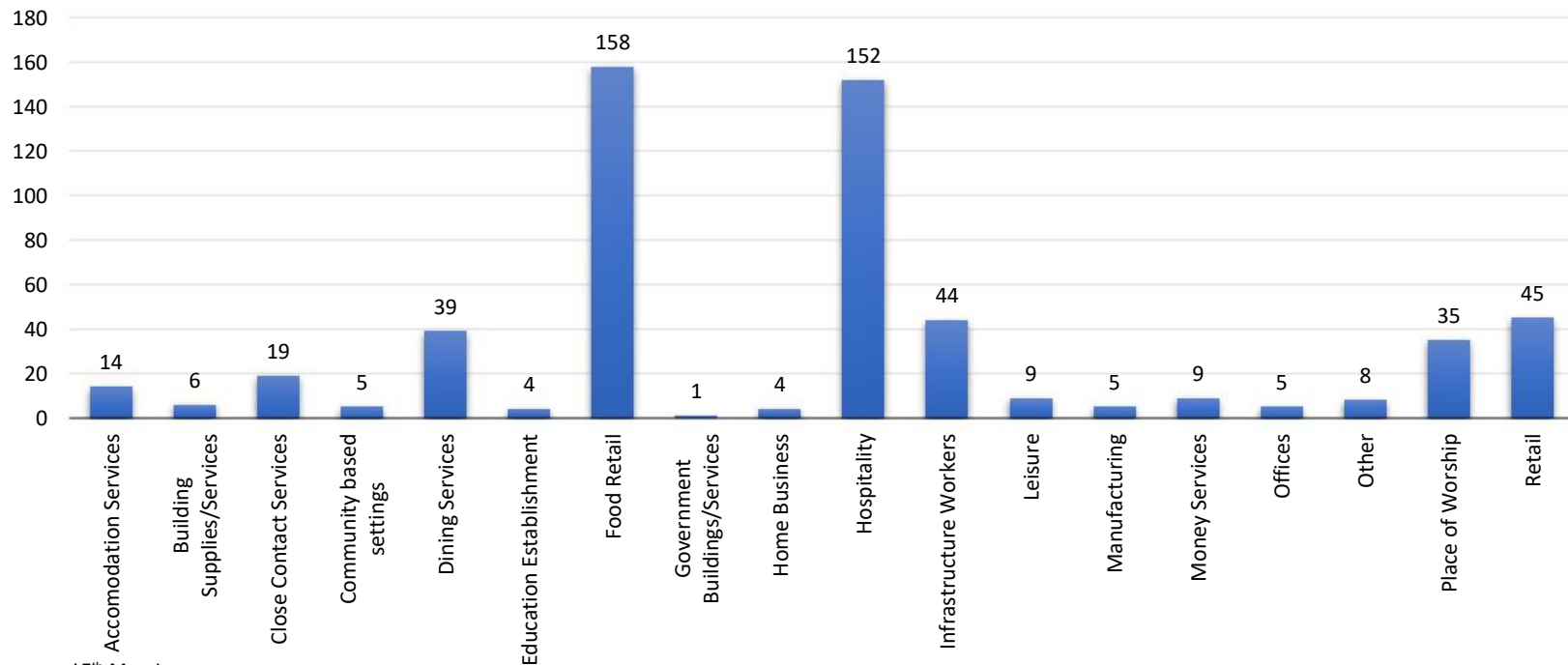
Source of referrals



15th February – 15th March

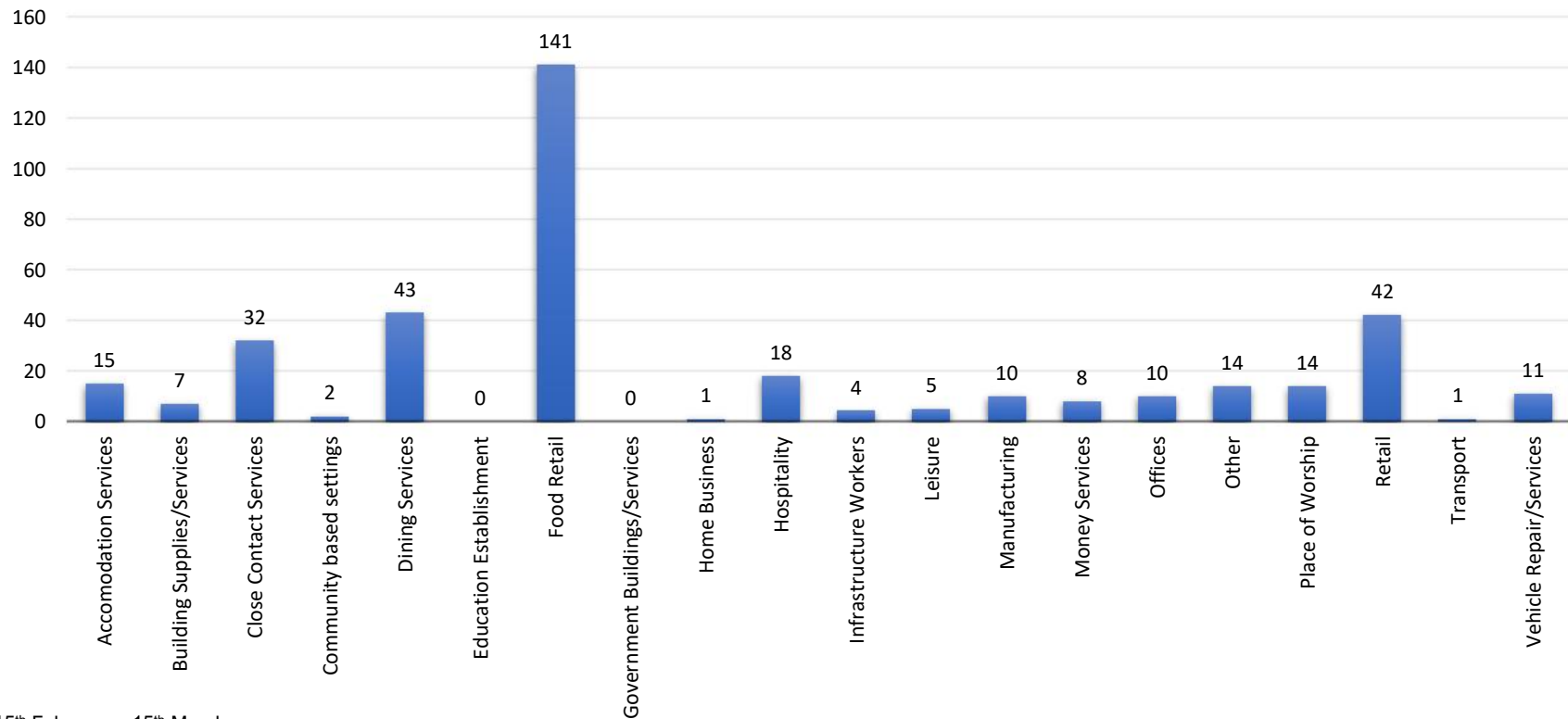
Enquiries received by setting

15th February – 15th March



15th February – 15th March

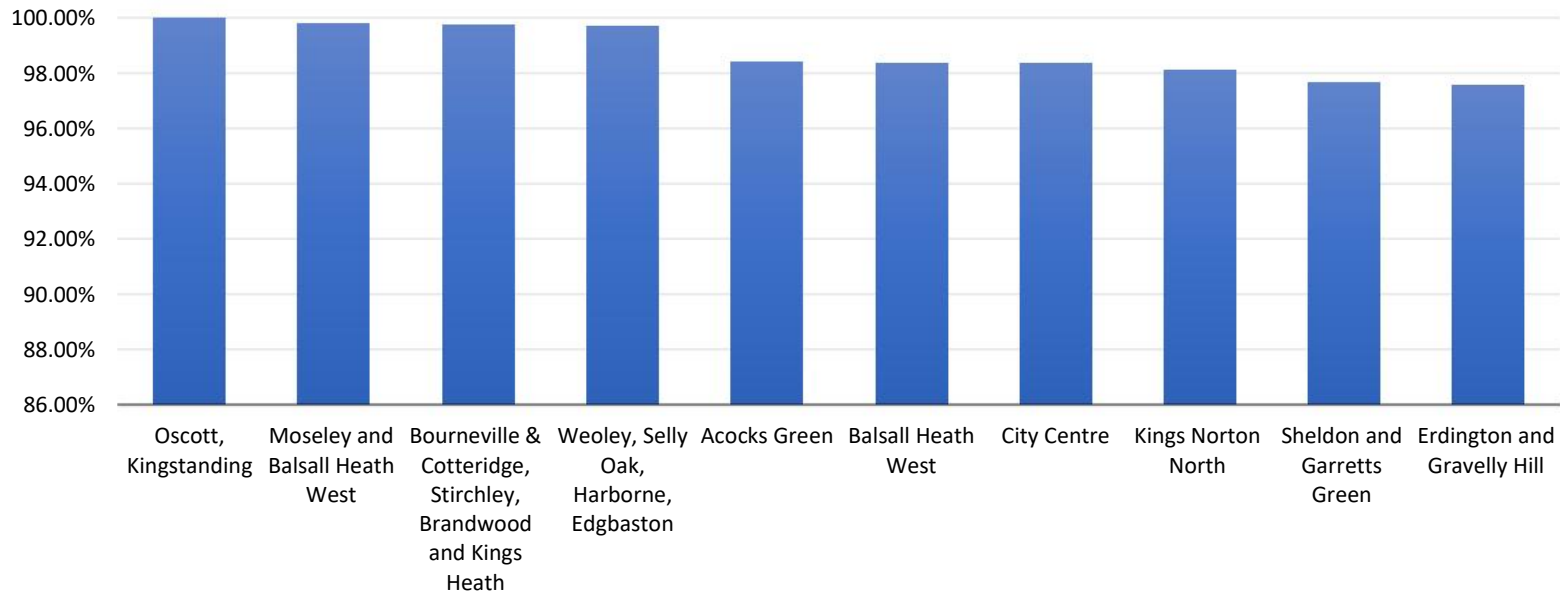
Total enforcement actions taken by settings



15th February – 15th March

Compliance

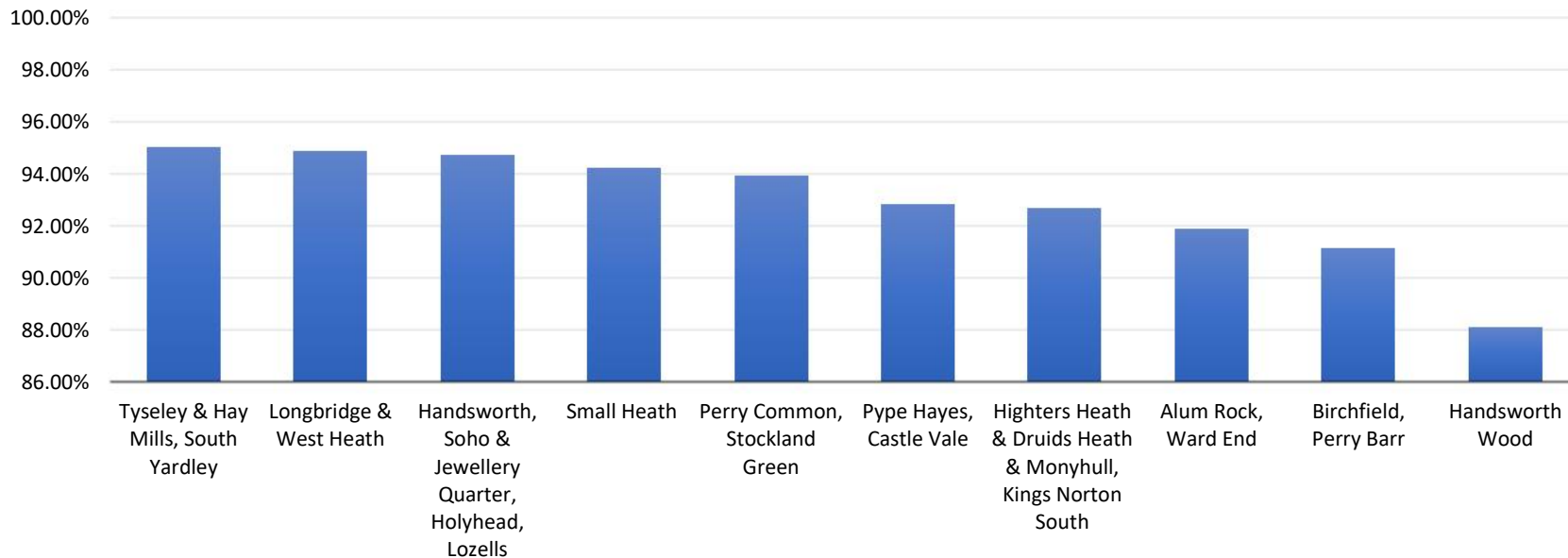
10 Most compliant wards



15th February – 15th March

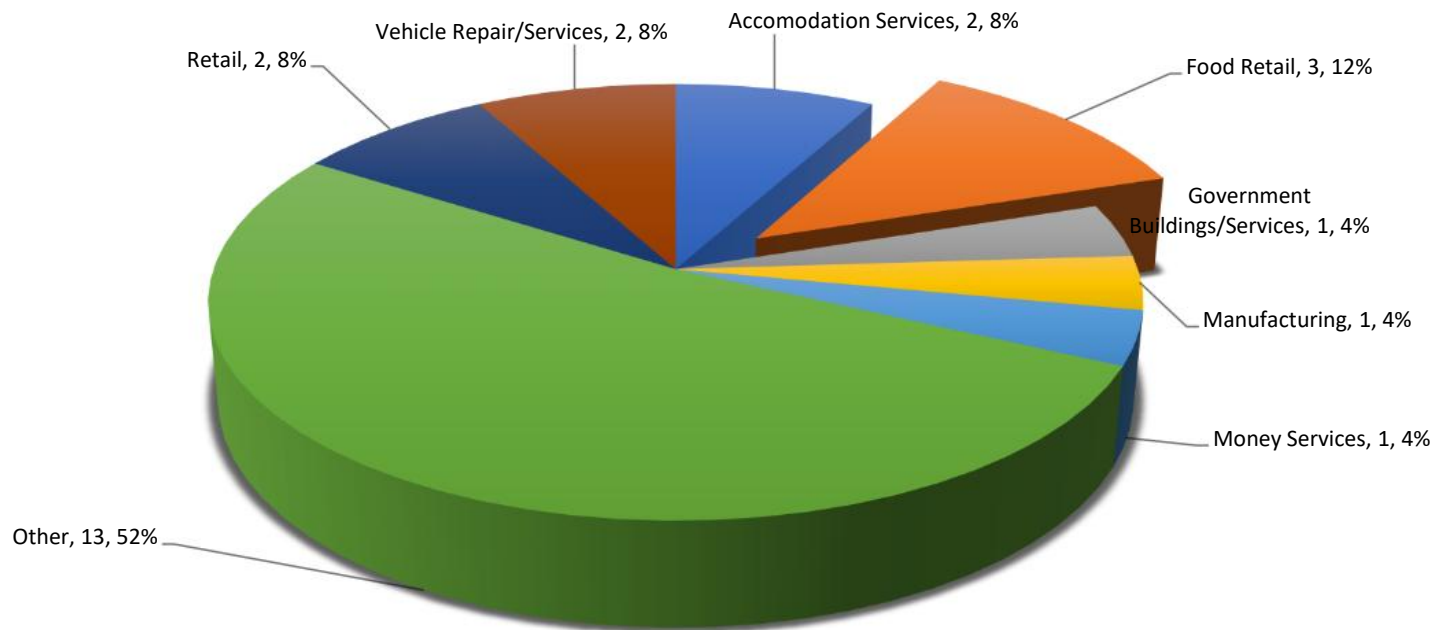
Compliance

10 Least complianant wards



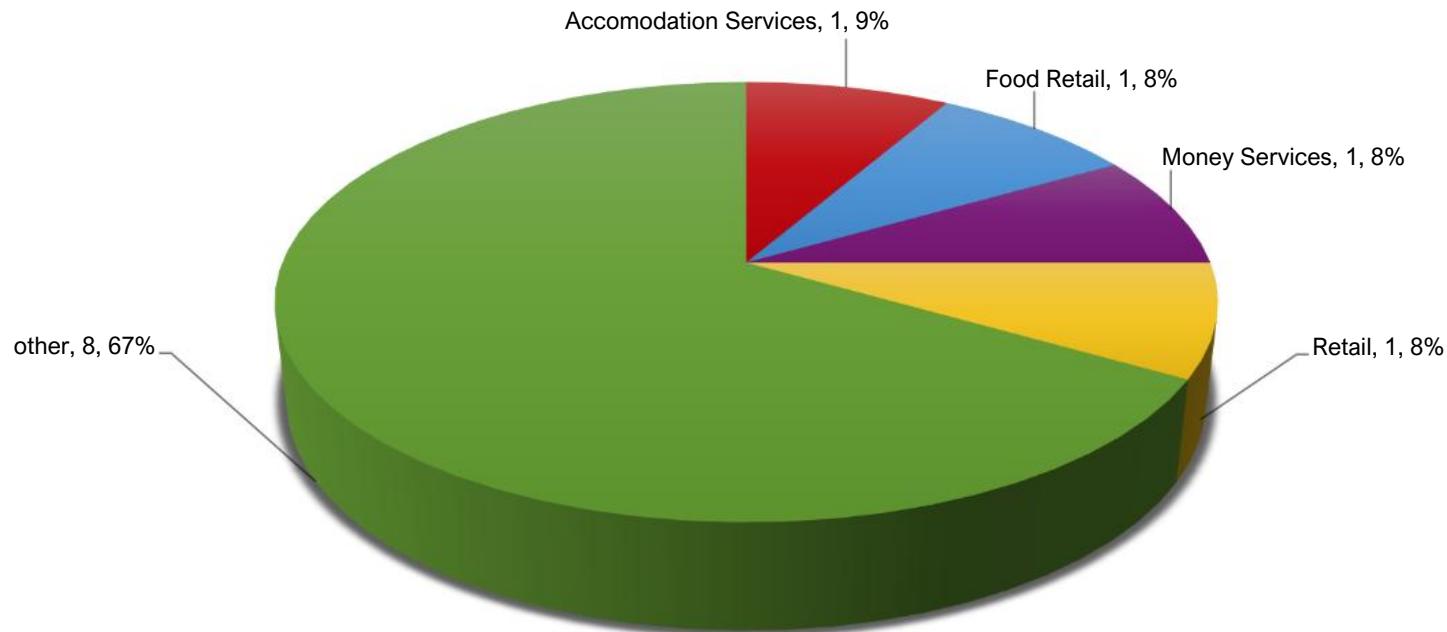
15th February – 15th March

Workplace Outbreak Referrals – received by sector



15th February – 15th March

Workplace Outbreak referrals – investigated by sector



15th February – 15th March