

## PROJECT

A34 WALSALL TO  
BIRMINGHAM  
SPRINT BRT

**CLIENT**



## CONSULTANT

**AECOM**  
The Colmore Building  
Colmore Circus Queensway  
Birmingham  
T:01212621900  
[www.aecom.com](http://www.aecom.com)



















## REGISTRATION

Reproduced from the Ordnance Survey map with the permission of the controller of H.M. Stationery Office.  
© Crown copyright reserved. Licence no. 100019139.

## NOTES

1. ALL WORKS SHALL BE CARRIED OUT IN ACCORDANCE WITH THE CONTRACT SPECIFICATION AND THE MANUAL OF CONTRACT DOCUMENTS FOR HIGHWAY WORKS INCLUDING REVISION/AMENDMENTS AND ANY *CLIENT* SPECIFIC ADDITIONAL OR SUBSTITUTE CLAUSES.
2. ANY DISCREPANCIES, ERRORS OR OMISSIONS TO BE BROUGHT TO THE ATTENTION OF THE *PROJECT MANAGER*.
3. ALL DIMENSIONS TO BE CHECKED BEFORE COMMENCEMENT OF WORK ON SITE.
4. ALL DIMENSIONS IN METRES UNLESS OTHERWISE STATED.

## KEY

-  PROPOSED KERB
-  PROPOSED EDGING
-  PROPOSED ROAD MARKING
-  EXISTING ROAD MARKING
-  SPRINT BUS SHELTER
-  TACTILE (UNCONTROLLED CROSSING)
-  TACTILE (CONTROLLED CROSSING)
-  PROPOSED SIGN
-  PROPOSED BOLLARD
-  PROPOSED FENCING
-  PROPOSED SAFETY BARRIER
-  PROPOSED LIGHTING COLUMN
-  EXISTING LIGHTING COLUMN TO REMAIN
-  GU GU GU GU GU PROPOSED GULLY
-  EXISTING GULLY TO REMAIN
-  PROPOSED VERGE
-  BUS LANE ENFORCEMENT CAMERA
-  PROPOSED TRAFFIC SIGNAL

**ISSUE/REVISION**

P01	11/11/19	First Issue
I/R	DATE	DESCRIPTION

### ISSUE PURPOSE / SUITABILITY

SUITABLE FOR REVIEW & COMMENT

## PROJECT NUMBER

60599248

**SHEET TITLE**

GENERAL ARRANGEMENT  
SHEET 26

**SHEET NUMBER**

60599248-ACM-0110-0000-DR-TR-000026

Nothing has been prepared for the use of AECOM's client. It may not be used, modified, reproduced or relied upon by third parties, except as agreed by AECOM or as required by law. AECOM accepts no responsibility, and denies any liability whatsoever, to any party that uses or relies on this drawing without AECOM's express written consent. Do not scale this document. All measurements must be obtained from the stated dimensions.